

# SuperTruck

# VOLVO

Pascal Amar (PI / Presenter)

Volvo Technology of America

Project ID: VSS081

June 11<sup>th</sup>, 2015



This presentation does not contain any proprietary, confidential, or otherwise restricted information

# Project Overview

# VOLVO

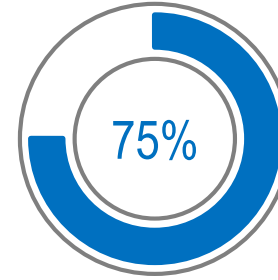
Grote

RIDGE  
CORPORATION

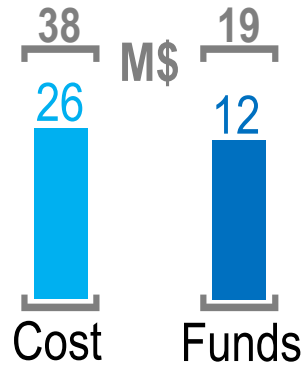
PENNSTATE



FREIGHT WING



Project Status



## Vehicle Project Partners



Metalsa

ExxonMobil



Bergstrom

ArvinMeritor



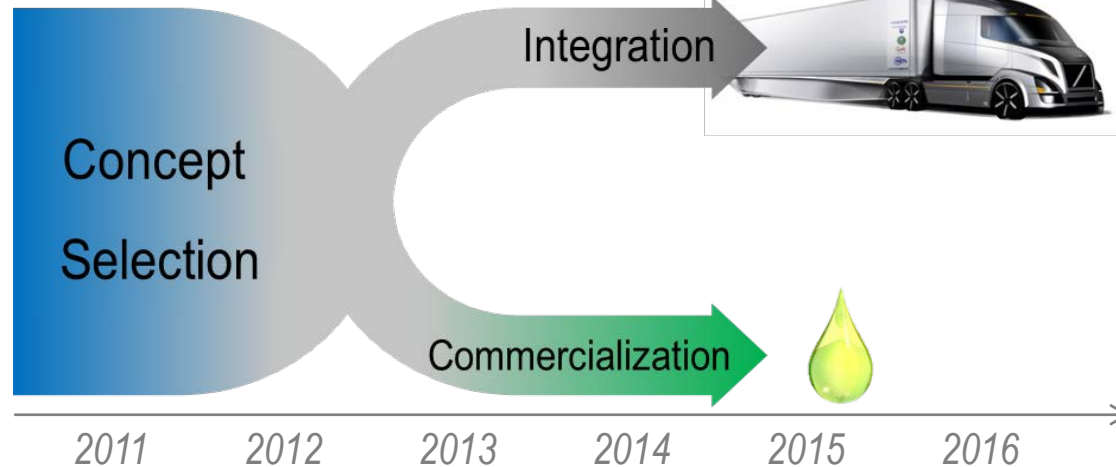
MICHELIN



ALCOA



HENDRICKSON



VOLVO

FREIGHT WING

Grote

PENNSTATE

# Objectives / Barriers / Relevance

Vehicle Project Objective: **50% more ton-miles per gallon** than a 'best in class' 2009 truck

## Reporting Period Objectives

Integrate selected concepts in demonstrator  
Apply lessons learned to current products  
Fully develop aero concepts from Phase I  
Bring improvements to market

## Barriers

Timely evaluation of complex technologies  
Rapid development of promising technologies  
Operational effectiveness of advanced aero devices  
Cost of technology and Customer ROI

In support of *more energy efficient & environmentally friendly highway transportation*

# Recap: Concept Selection Results

## Baseline

2009 VNL 670

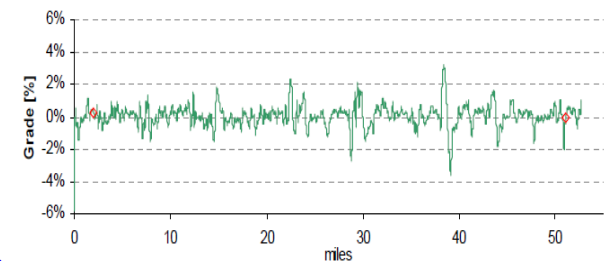
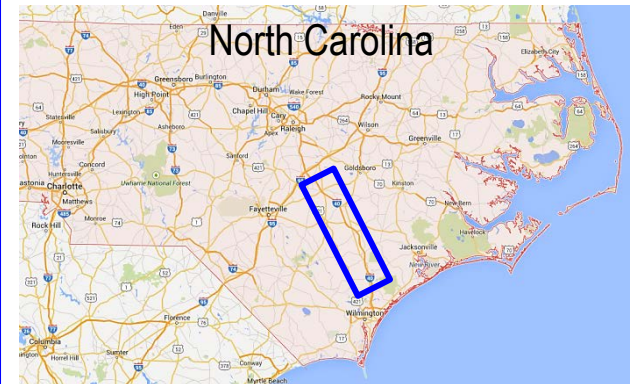
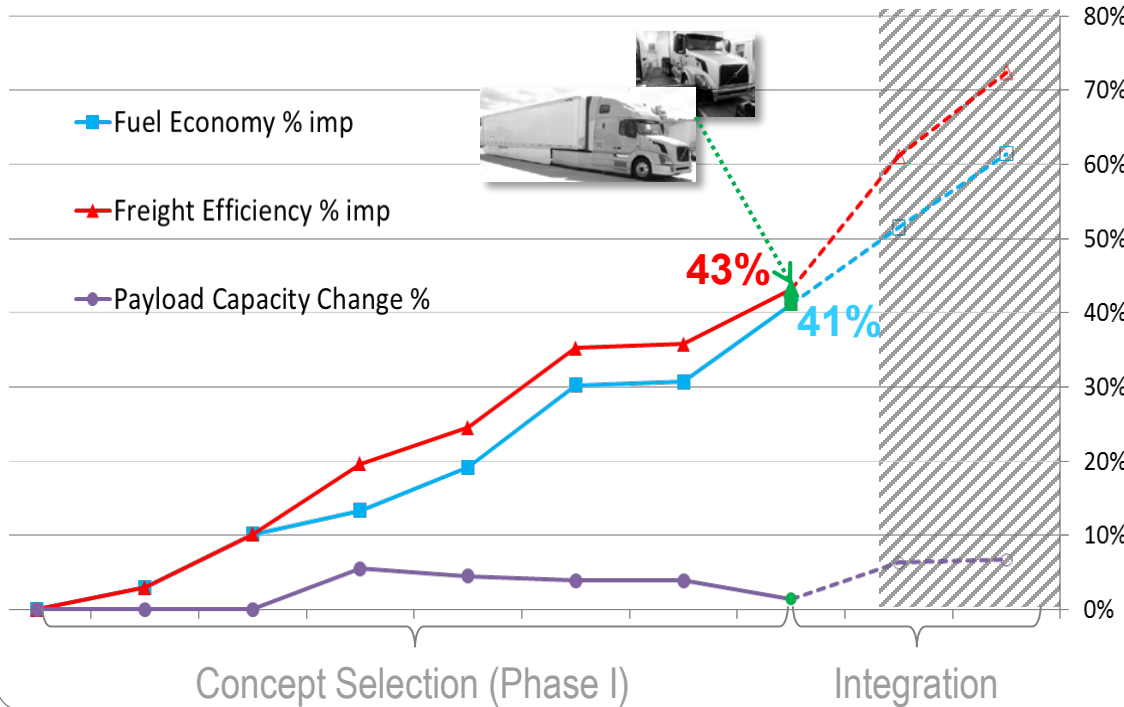
D13 485HP 1,650lb-ft



## Test Conditions

All tests run North & Southbound  
65mph, no stops / no accelerations  
Only representative runs averaged

## Achievements from last AMR



# Approach: Technology Content

## Fuel Savings

- 40% aerodynamic drag reduction
- 20% lower rolling resistance
- 50% BTE powertrain
- 'look-ahead' energy management
- intelligent auxiliary control
- kinetic energy recovery
- driver coaching



## Freight Efficiency Target

## Weight Savings

- 40% lighter chassis
- engine downsizing
- composite aero fairings
- 6x2 axle & wide base tires
- Light trailer suspension & slider box
- light gauge wire harness

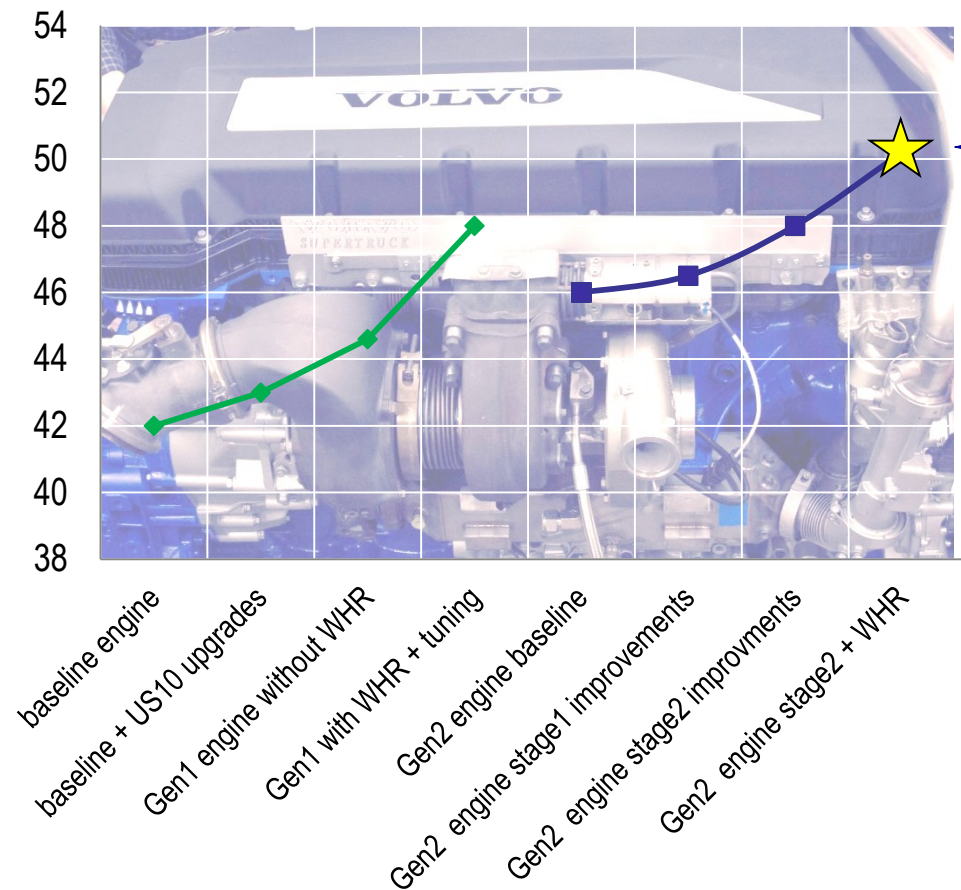
Measured on 24-hr duty cycle

- electric HVAC system
- improved cab insulation
- LED lighting in & out
- integrated solar power

## Hotel Loads

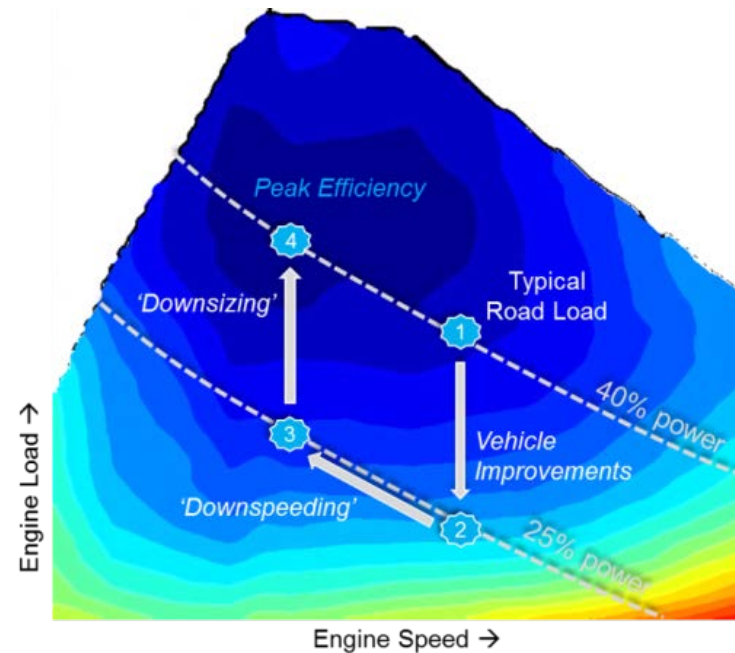
# Achievements: Powertrain Improvements

## SuperTruck BTE Progression



50% BTE component development complete

System integration and test is ongoing

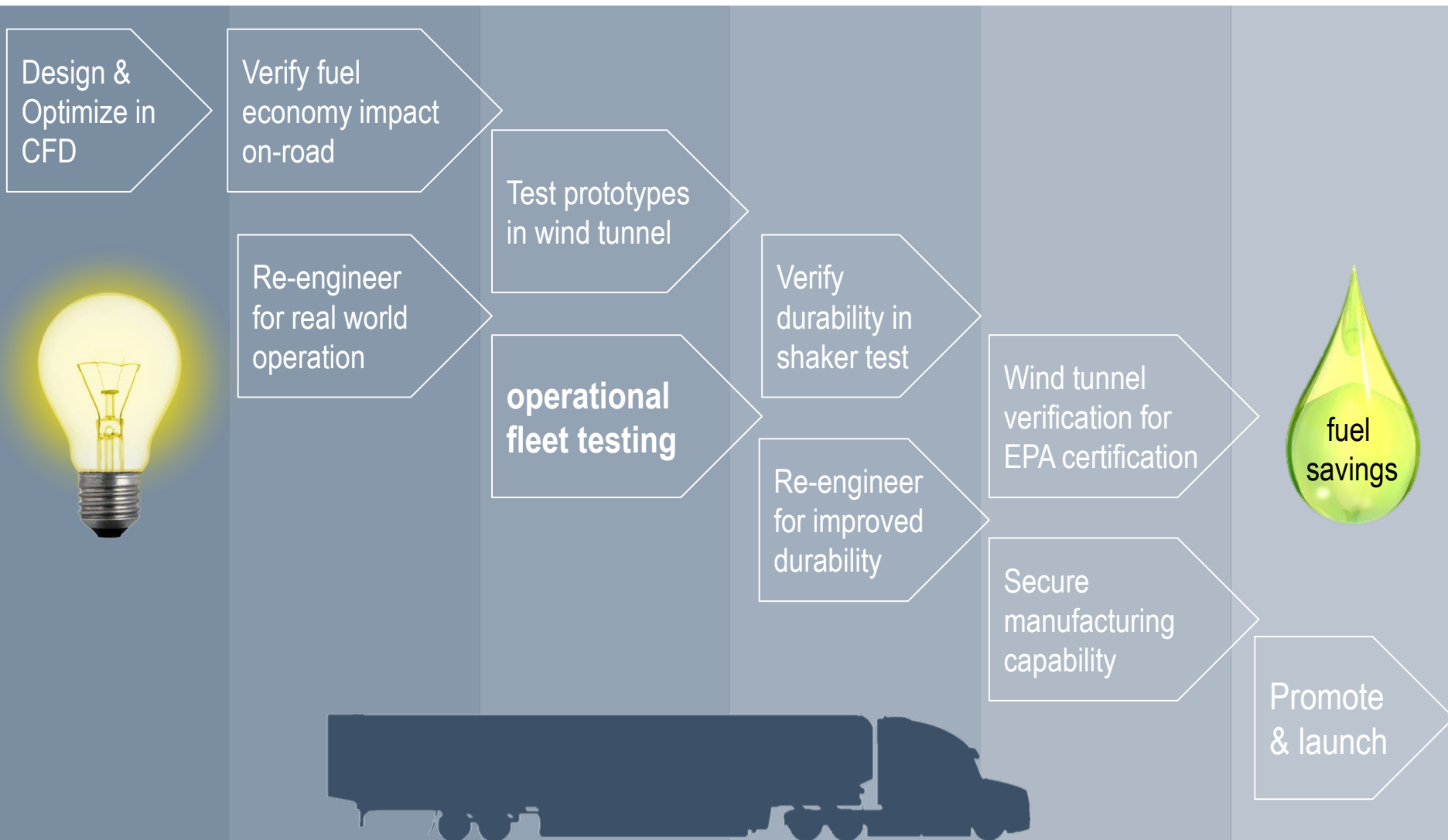




# Achievement: Demonstrator Build Progress

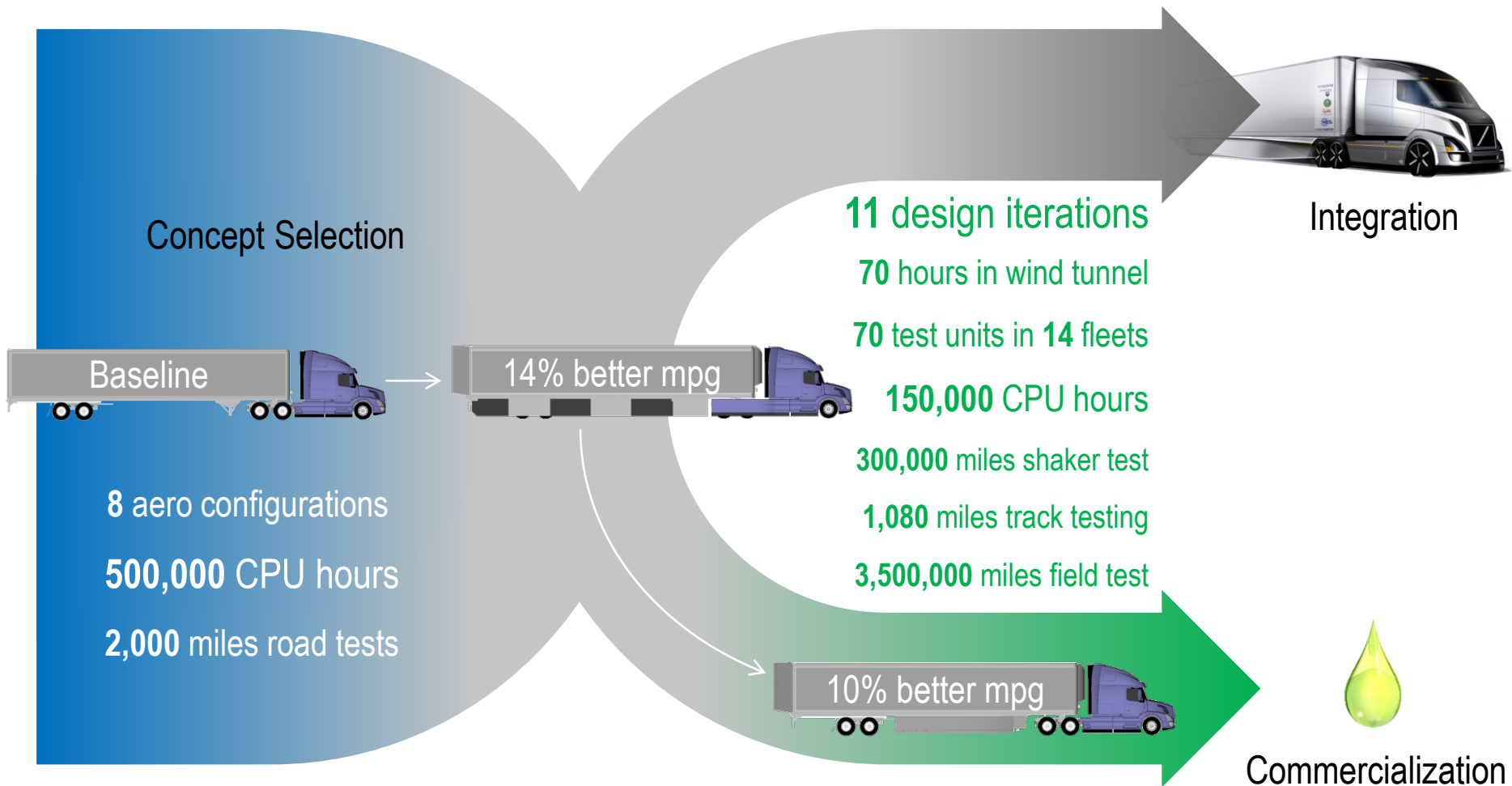
Technology integration  
on track to begin  
fuel economy testing  
in 2015

# Approach: Commercialization of Trailer Aero





# Achievement: Technology Transfer



# Achievement: New Tail Product Launched!

 **SmartWay**® certified Fall 2014

Part of product suite worth  
>9% fuel savings

among first to achieve  
**“SmartWay Elite”**

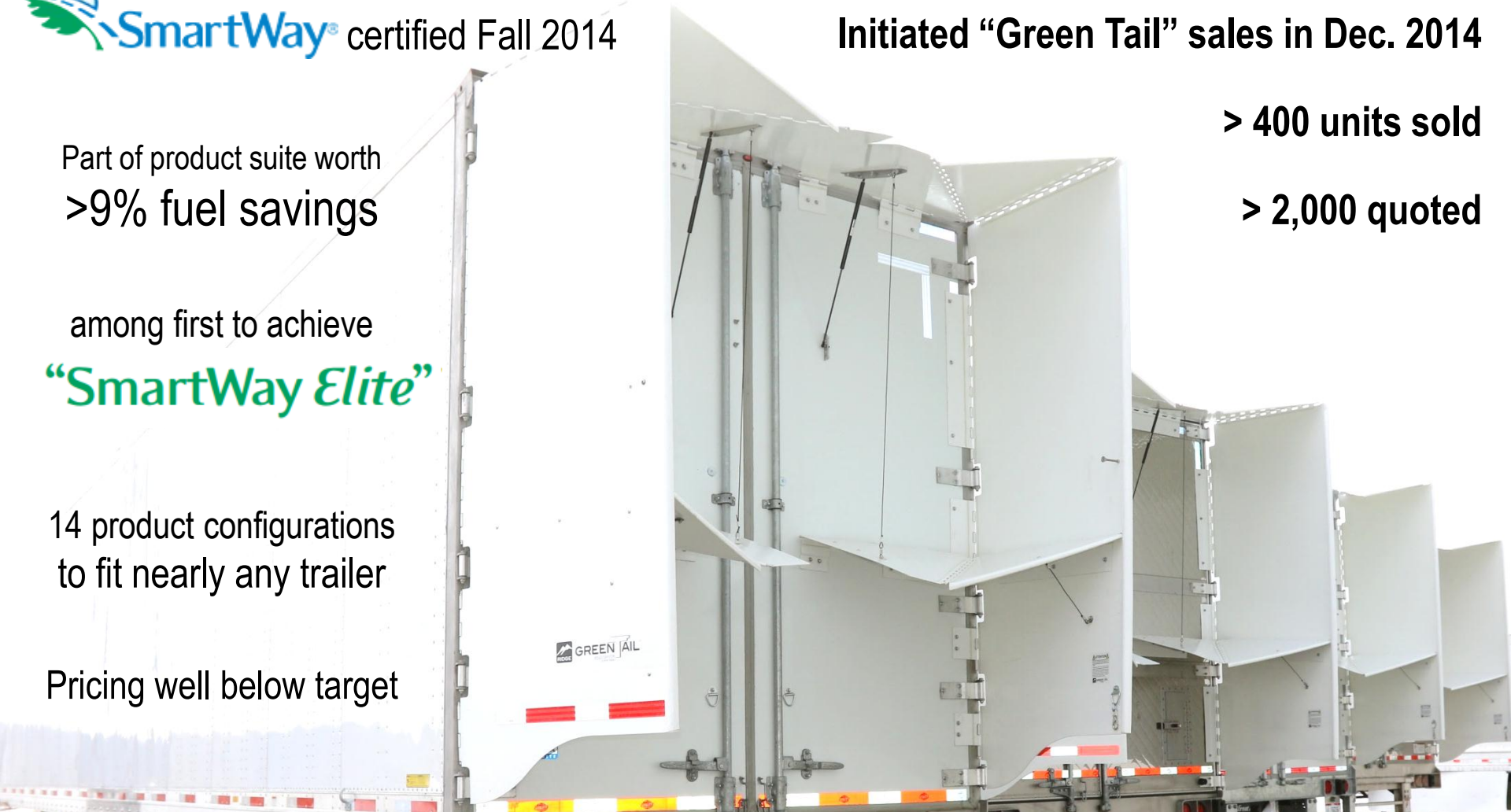
14 product configurations  
to fit nearly any trailer

Pricing well below target

Initiated “Green Tail” sales in Dec. 2014

> 400 units sold

> 2,000 quoted



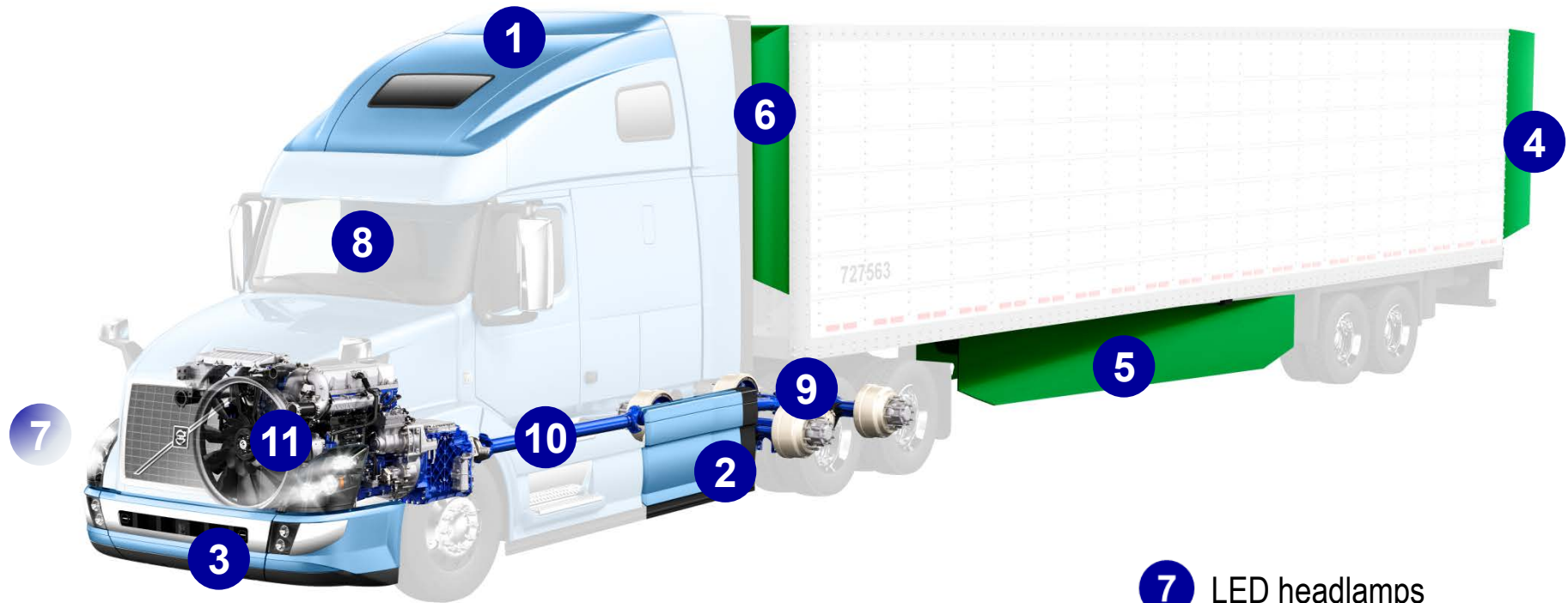
**VOLVO**

**FREIGHT WING**

**Grote**

**PENN STATE**  


# Achievement: Inspired by SuperTruck



- 1 Improved roof fairing
- 2 Flared chassis fairing
- 3 Aero optimized bumper

- 4 Optimized tail fairing
- 5 Optimized trailer skirt
- 6 Optimized gap fairing


- 7 LED headlamps
- 8 LED interior lighting
- 9 6x2 axle configuration
- 10 Aluminum Propshaft
- 11 Reduced Parasitics

# Next Steps: Trailer Aerodynamics




Continue roll-out & demonstration of tail fairing to obtain OEM factory installation clearance

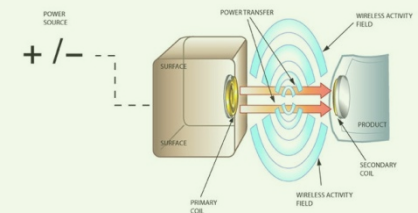
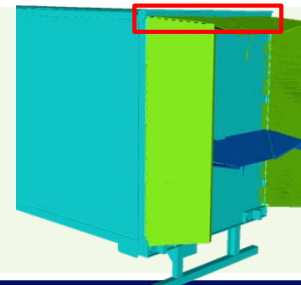
Implement laminated LED marker / turn signal to **reduce or eliminate associated drag**



**Develop operationally practical**  
extended / full length skirt fairings  
and initiate fleet testing



Develop solutions to allow tail fairing  
installation in **most aerodynamic position**






# Next Steps (cont.)



Integrate technologies in demonstrator

Start on-road fuel economy testing



Commercialize Supertuck-inspired trailer aerodynamics product suite  
(skirt, gap and tail) offering 12% to 14% fuel savings by project end


# Summary: Reporting Period Objectives

## Accomplishments at 75% Project completion

Demonstrator build on track for 1st fuel economy tests in 2015

Developed & commercialized practical trailer aerodynamic devices

Commercialized tractor aero improvements based on Phase I learnings



# Relevant Research

This material is based upon work supported by

- DOE & NETL under Award Number DE-EE0004232
- DOE & NETL under Award Number DE-FC26-07NT43222
- DOE Project ID VSS006, Reduce Truck Aerodynamic Drag w/ LLNL
- DOE Project ID VSS022, CoolCab – Reduce Thermal Load w/ NREL

This report was prepared as an account of work sponsored by an agency of the United States Government. Neither the United States Government nor any agency thereof, nor any of their employees, makes any warranty, express or implied, or assumes any legal liability or responsibility for the accuracy, completeness, or usefulness of any information, apparatus, product, or process disclosed, or represents that its use would not infringe privately owned rights. Reference herein to any specific commercial product, process, or service by trade name, trademark, manufacturer, or otherwise does not necessarily constitute or imply its endorsement, recommendation, or favoring by the United States Government or any agency thereof. The views and opinions of authors expressed herein do not necessarily state or reflect those of the United States Government or any agency thereof.

# TECHNICAL BACK-UP SLIDES



# Partners & key Collaborations

Organization	Key Contribution
Volvo Technology of America	Project lead & concept simulations
Volvo Group Truck Technology	Complete vehicle integration & vehicle testing
Volvo Group Powertrain Engineering	Efficient complete powertrain solutions
Ridge/Freight Wing	Advanced aerodynamic devices for trailers
Grote	Advanced lighting systems
Penn State University	Advanced combustion modeling & simulation
Hendrickson	Lightweight trailer axle & suspension components
ExxonMobil	Advanced fuels & lubricants
Alcoa Wheels	Lightweight wheels
Michelin	Advanced low-friction tires
Metalsa	Ultra-Light Frame Assembly

# List of Acronyms and Abbreviations

BTE	Brake Thermal Efficiency
CFD	Computational Fluid Dynamics
DOE	Department of Energy
NETL	National Energy Technology Laboratory
MY	Model Year
Nm	Newton-meters
rpm	revolutions per minute
WHR	Waste Heat Recovery
\$M	Million US Dollars