

SHORT-TERM VESSEL-BORNE IMPORTS OF LIQUEFIED NATURAL GAS

Discharge Month	Date of Arrival	Name of Importer	Seller	Docket Number	Country of Origin	Name of Tanker	Receiving Terminal	Volume (Mcf)	Landed Price (\$/MMBtu)	Notes
January	1/4/2016	Excelerate Energy Gas Marketing	Shell International Trading Middle East Limited	15-32-LNG	Trinidad	Express	Northeast Gateway	1,318,783	\$ 6.70	[S], [M]
February	2/9/2016	Excelerate Energy Gas Marketing	Shell International Trading Middle East Limited	15-32-LNG	Trinidad	Express	Northeast Gateway	1,019,136	\$ 6.70	[S], [M]
TOTAL Short-Term Imports of LNG								TOTAL	2,337,919	

[S] - Represents spot purchase

[M] - Cargo discharged over multiple months

LONG-TERM VESSEL-BORNE IMPORTS OF LIQUEFIED NATURAL GAS

Discharge Month	Date of Arrival	Name of Importer	Seller	Docket Number	Country of Origin	Name of Tanker	Receiving Terminal	Volume (Mcf)	Landed Price (\$/MMBtu)	Notes
January	1/5/2016	GDF Suez Gas NA LLC	Atlantic LNG Company	95-100-LNG	Trinidad	Grace Acacia	Everett, MA	2,103,893	\$ 5.83	
January	1/12/2016	GDF Suez Gas NA LLC	Atlantic LNG Company	95-100-LNG	Trinidad	BW Suez Everett	Everett, MA	2,752,185	\$ 5.07	
January	1/20/2016	GDF Suez Gas NA LLC	Atlantic LNG Company	95-100-LNG	Trinidad	BW GDF Suez Boston	Everett, MA	731,921	\$ 5.09	[*]
January	1/20/2016	GDF Suez Gas NA LLC	Atlantic LNG 2/3 Company	95-100-LNG	Trinidad	BW GDF Suez Boston	Everett, MA	2,061,413	\$ 4.27	[*]
January	1/30/2016	GDF Suez Gas NA LLC	Atlantic LNG Company	95-100-LNG	Trinidad	Grace Acacia	Everett, MA	2,983,145	\$ 4.84	
February	2/9/2016	GDF Suez Gas NA LLC	Atlantic LNG Company	95-100-LNG	Trinidad	Grace Cosmos	Everett, MA	2,548,459	\$ 4.42	
February	2/14/2016	GDF Suez Gas NA LLC	Atlantic LNG Company	95-100-LNG	Trinidad	BW Suez Everett	Everett, MA	2,351,306	\$ 4.15	
February	2/21/2016	GDF Suez Gas NA LLC	Atlantic LNG Company	95-100-LNG	Trinidad	Matthew	Everett, MA	2,546,981	\$ 5.02	
February	2/25/2016	GDF Suez Gas NA LLC	Atlantic LNG Company	95-100-LNG	Trinidad	BW GDF Suez Boston	Everett, MA	1,146,117	\$ 5.04	
TOTAL Long-Term Imports of LNG								TOTAL	19,225,420	

TOTAL LNG IMPORTS

21,563,339

[S] - Represents spot purchase

[*] - Represents a split cargo

Office of Fossil Energy
Office of Oil & Natural Gas
Office of Regulation and International Engagement
Division of Natural Gas Regulation
Phone: 202-586-7991
Email: ngreports@hq.doe.gov



VESSEL-BORNE IMPORTS OF LIQUEFIED NATURAL GAS (LNG) TO PUERTO RICO

Discharge Month	Date of Arrival	Name of Importer	Seller	Docket Number	Country of Origin	Name of Tanker	Receiving Terminal	Volume (Mcf)	Landed Price (\$/MMBtu)	Notes
January	1/4/2016	Gas Natural Aprovisionamientos SDG, S.A	Gas Natural Aprovisionamientos SDG, S.A	15-7-LNG	Trinidad	Galicia Spirit	Ponce, PR	1,554,544	\$ 6.76	
January	1/16/2016	Gas Natural Aprovisionamientos SDG, S.A	Gas Natural Aprovisionamientos SDG, S.A	15-7-LNG	Trinidad	Seishu Maru	Ponce, PR	1,475,748	\$ 6.76	
January	1/28/2016	EcoElectrica, L.P.	GDF Suez	94-91-LNG	Trinidad	BW Suez Everett	Ponce, PR	2,618,781	\$ 4.76	
February	2/13/2016	EcoElectrica, L.P.	Engie Gas & LNG LLC	94-91-LNG	Trinidad	BW GDF Suez Boston	Ponce, PR	1,073,068	\$ 3.59	
February	2/20/2016	Gas Natural Aprovisionamientos SDG, S.A	Gas Natural Aprovisionamientos SDG, S.A	15-7-LNG	Trinidad	Cadiz Knutsen	Ponce, PR	2,142,328	\$ 6.96	
February	2/28/2016	EcoElectrica, L.P.	Engie Gas & LNG LLC	94-91-LNG	Trinidad	BW Suez Everett	Ponce, PR	1,479,898	\$ 3.59	
TOTAL Imports of LNG to Puerto Rico								10,344,367		

Office of Fossil Energy
Office of Oil & Natural Gas
Office of Regulation and International Engagement
Division of Natural Gas Regulation
Phone: 202-586-7991
Email: ngreports@hq.doe.gov



VESSEL-BORNE EXPORTS OF DOMESTICALLY-PRODUCED LIQUEFIED NATURAL GAS (LNG)

Date of Departure	Name of Exporter	Supplier	Docket Number	Country of Destination	Name of Tanker	Departure Terminal	Volume (Mcf)	Delivered Price \$/MMBtu	Notes
2/24/2016	Sabine Pass Liquefaction, LLC	Sabine Pass Liquefaction, LLC	15-171-LNG	Brazil	Asia Vision	Sabine Pass Liquefaction, LLC	1,993,109	\$ 3.81	[S], [*], [C]
TOTAL Exports of LNG							1,993,109		

[S] - Represents spot purchase

[*] - Represents a split cargo

[C] - Commissioning cargo

Office of Fossil Energy
Office of Oil & Natural Gas
Office of Regulation and International Engagement
Division of Natural Gas Regulation
Phone: 202-586-7991
Email: ngreports@hq.doe.gov



VESSEL-BORNE EXPORTS OF DOMESTICALLY-PRODUCED LIQUEFIED NATURAL GAS (LNG) SHIPPED BY ISO CONTAINER

Date of Departure	Name of Exporter	Supplier	Docket Number	Country of Destination	Name of Ocean Going Vessel	ISO Container Loading Facility & Location	U.S. Export Port or Terminal	Volume (Mcf)	Delivered Price \$/MMBtu	Notes
2/5/2016	American LNG Marketing, LLC	Peninsula Energy Services Co	14-209-LNG	Barbados	George	Haileah, FL	Seaboard Marine - Miami, FL	744	\$ 10.00	
2/19/2016	American LNG Marketing, LLC	Peninsula Energy Services Co	14-209-LNG	Barbados	Regula2	Haileah, FL	Seaboard Marine - Miami, FL	1,486	\$ 10.00	
TOTAL Exports of LNG								2,230		

[S] - Represents spot purchase

[*] - Represents a split cargo

ISO container - LNG delivered into approved ISO LNG containers (truck or rail-mounted), then loaded onto container ships or roll-on / roll-off ocean-going carriers for transport.

Office of Fossil Energy
 Office of Oil & Natural Gas
 Office of Regulation and International Engagement
 Division of Natural Gas Regulation
 Phone: 202-586-7991
 Email: ngreports@hq.doe.gov



VESSEL-BORNE RE-EXPORTS* OF LIQUEFIED NATURAL GAS (LNG)

Date of Departure	Authorization Holder	Supplier(s)	Exporter	Purchaser	Docket Number	Country of Destination	Name of Tanker	Departure Terminal	Volume (Mcf)	FOB Price \$/MMBtu	Notes
2/24/2016	Sabine Pass Liquefaction, LLC	Sabine Pass Liquefaction, LLC	Sabine Pass Liquefaction, LLC	Cheniere Marketing International, LLP	14-31-LNG	Brazil	Asia Vision	Sabine Pass Liquefaction, LLC	1,290,482	\$ 3.81	[S], ['], [C]
TOTAL Re-Exports of LNG									1,290,482		

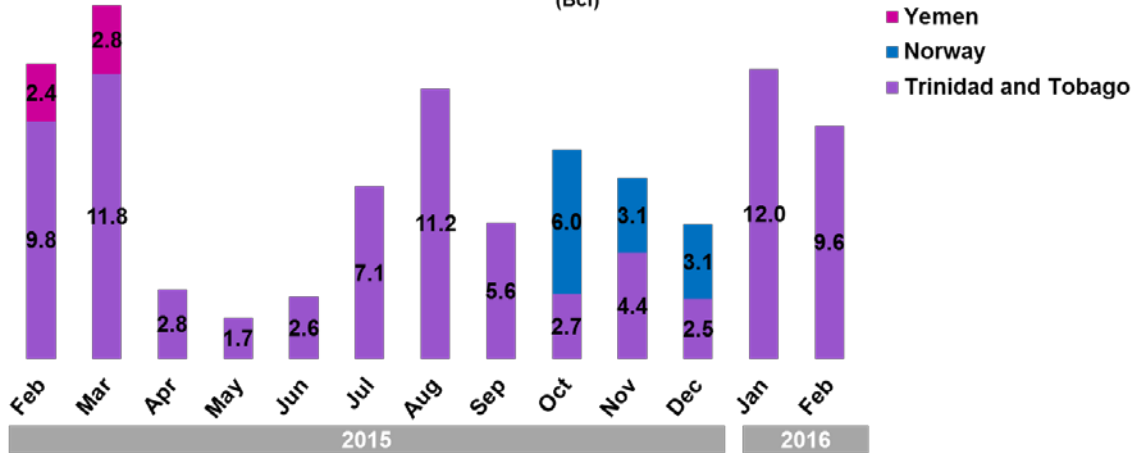
[S] - Represents spot purchase

['] - Represents a split cargo

[C] - Commissioning cargo

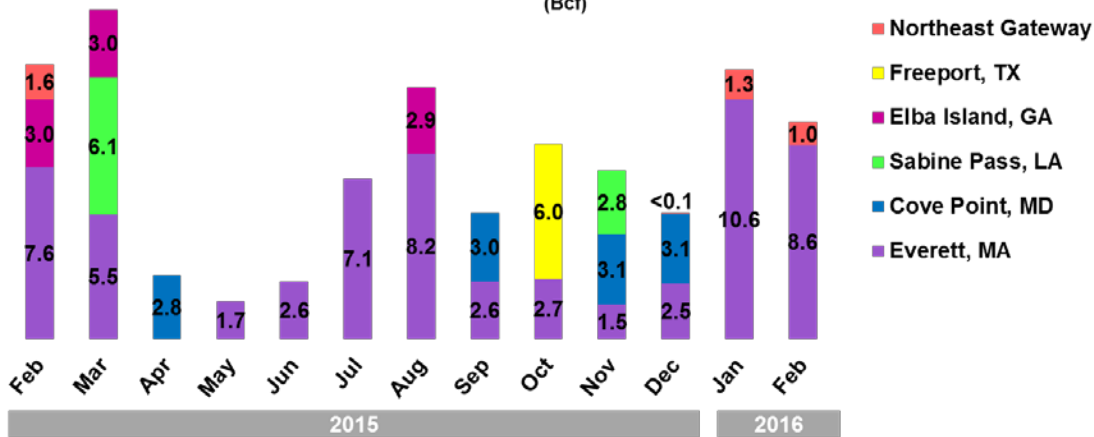
LNG Import Volume by Country

(Bcf)



LNG Import Volume by Terminal

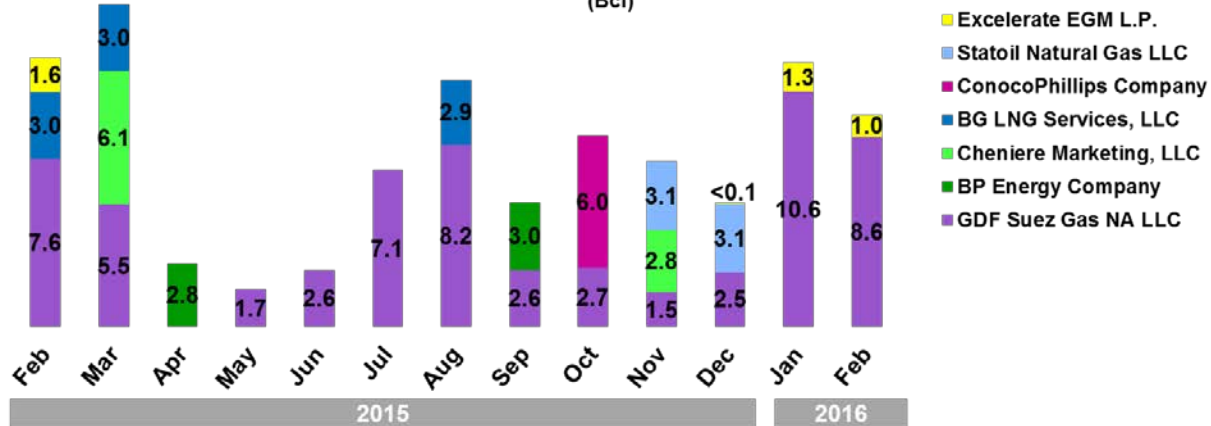
(Bcf)



Note: Northeast Gateway terminal is <0.1 for December 2015.

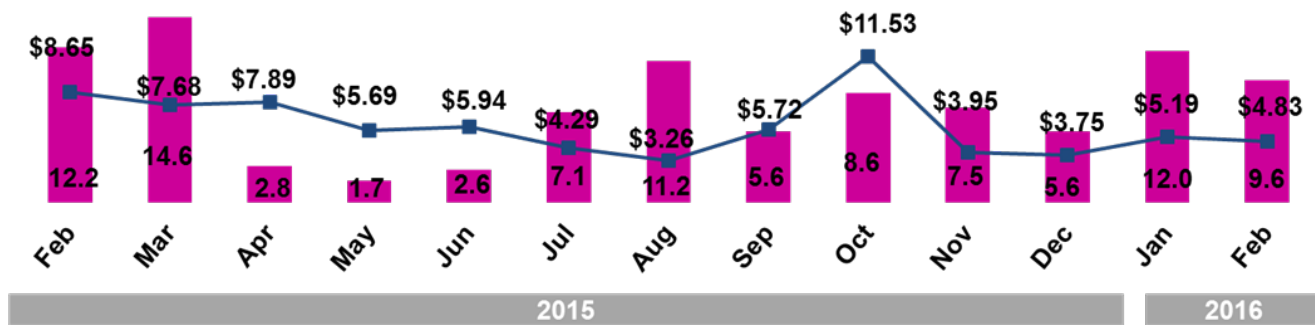
LNG Import Volume by Company

(Bcf)

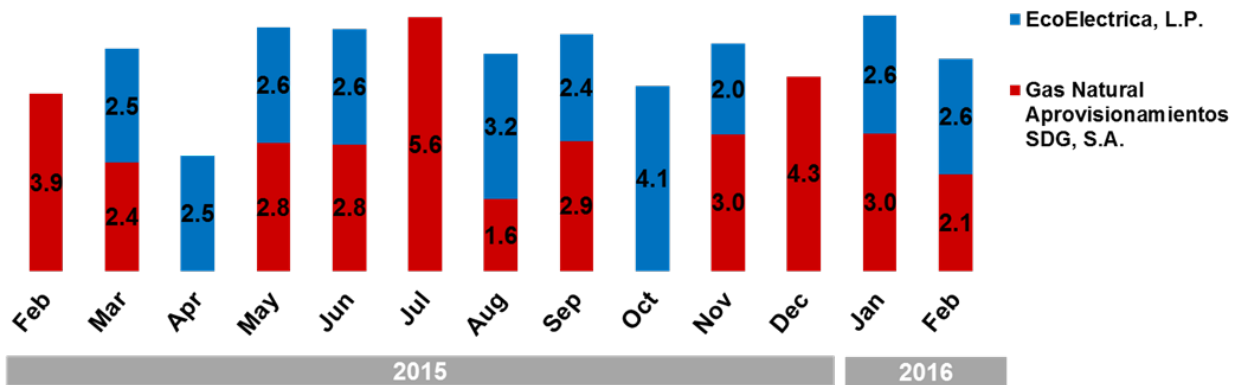


Note: Excelerate EGM L.P. company is <0.1 for December 2015.

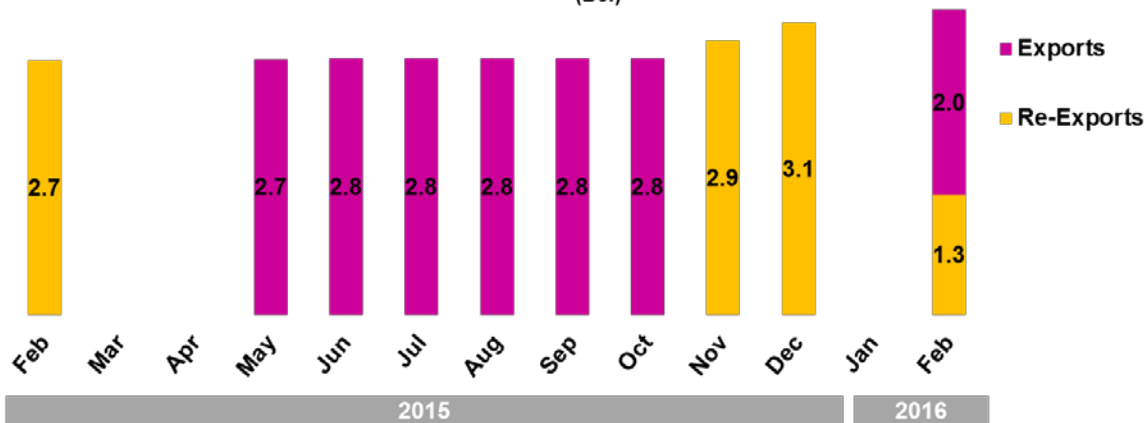
Volume and Weighted Average Price of Vessel-borne LNG Imports by Month (Bcf, \$/MMBtu)



LNG Import Volume by Company, Puerto Rico (Bcf)



LNG Vessel Exports and Re-Exports by Month (Bcf)



FAQs

- 1) Import prices are "landed" which is the commodity price plus transportation to the US terminal. They do NOT include regassification. It DOES include off-loading.
- 2) The data are provided by importers and exporters as a condition of their authorizations (which are issued by this office). It is reported as filed, after DOE review and any subsequent revisions by importers and exporters.
- 3) Spot cargos [S] are only identified for 2006 and later years. Prior to 2006, spot cargos could be included in either long-term or short-term types.
- 4) Short-term imports or exports are those cargos imported or exported under a company's short-term or "blanket" authorization. This type of authorization covers supply contracts with terms up to 2 years, including spot cargos. The authorization is not based on a specific supply contract but covers all of the importer's short-term supply deals. DOE does not have copies of those contracts and they are not filed with the applications.
- 5) Long-term imports or exports are those cargos imported or exported under a company's long-term authorization. This type of authorization is tied to one specific supply contract with a term of more than two years. Redacted copies of the contracts are available on our website (please see below).
- 6) Authorization holders are required to file volume data in thousand cubic feet (Mcf). Therefore, data collected does not necessarily include equivalent amounts of energy, measured in million British thermal units (MMBtu).
- 7) Prices for exports from Kenai, Alaska are "delivered." This is the commodity price plus transportation to the receiving terminal in the destination country.
- 8) Prices for all other LNG exports and re-exports are the prices at the point of export, also known as FOB (free on board).

Our web address is: www.fossil.energy.gov
Click "Services," then click "Natural Gas Regulation."



U.S. DEPARTMENT OF
ENERGY

Fossil
Energy