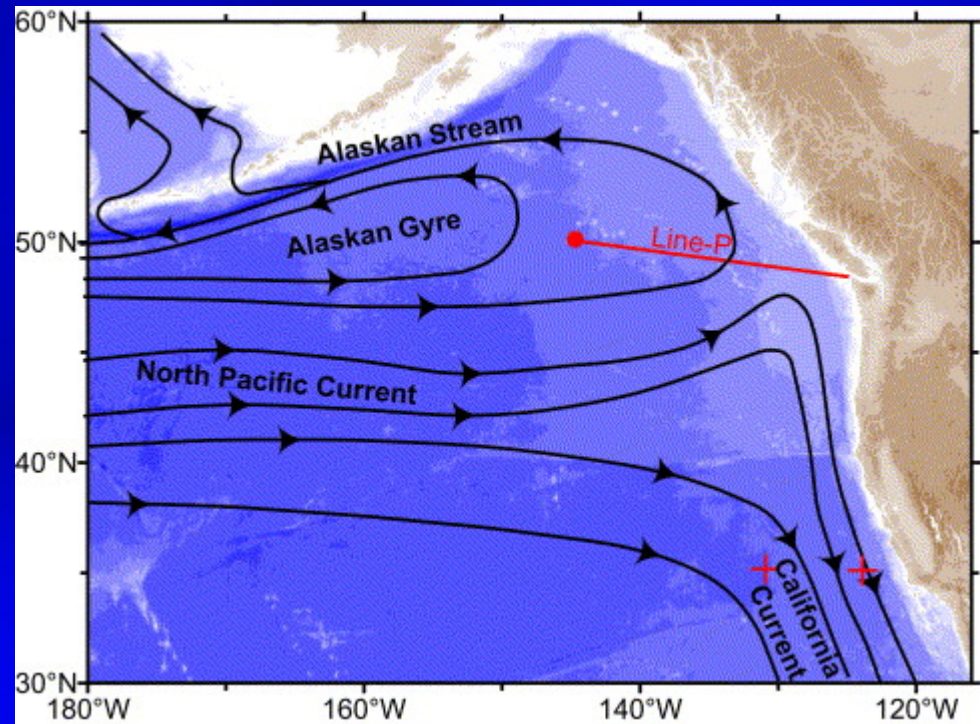


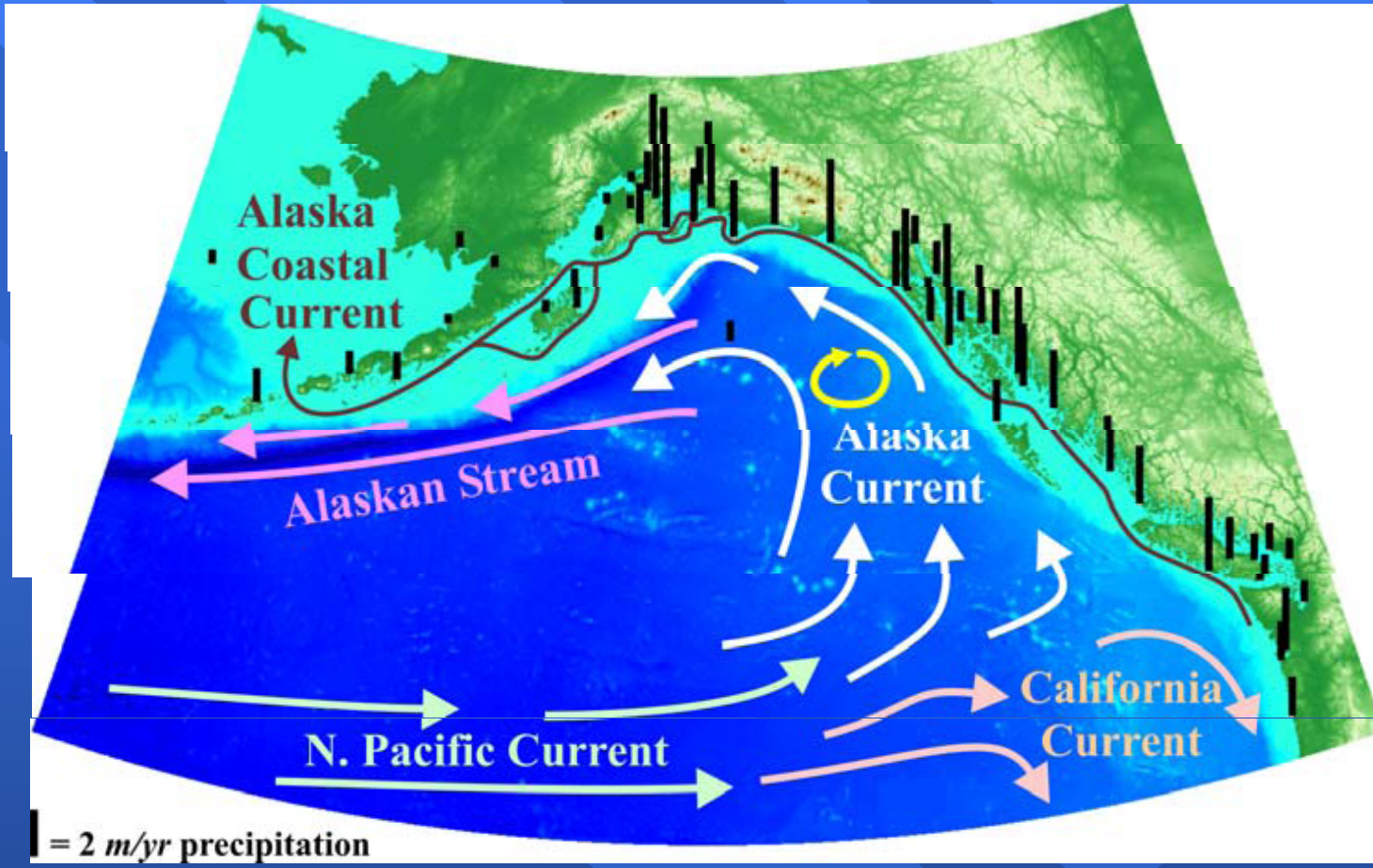
DOE Funding: Feasibility of Tidal and Ocean Current Energy in False Pass, Aleutian Islands, AK

Bruce Wright, APIA

Monty Worthington, ORPC



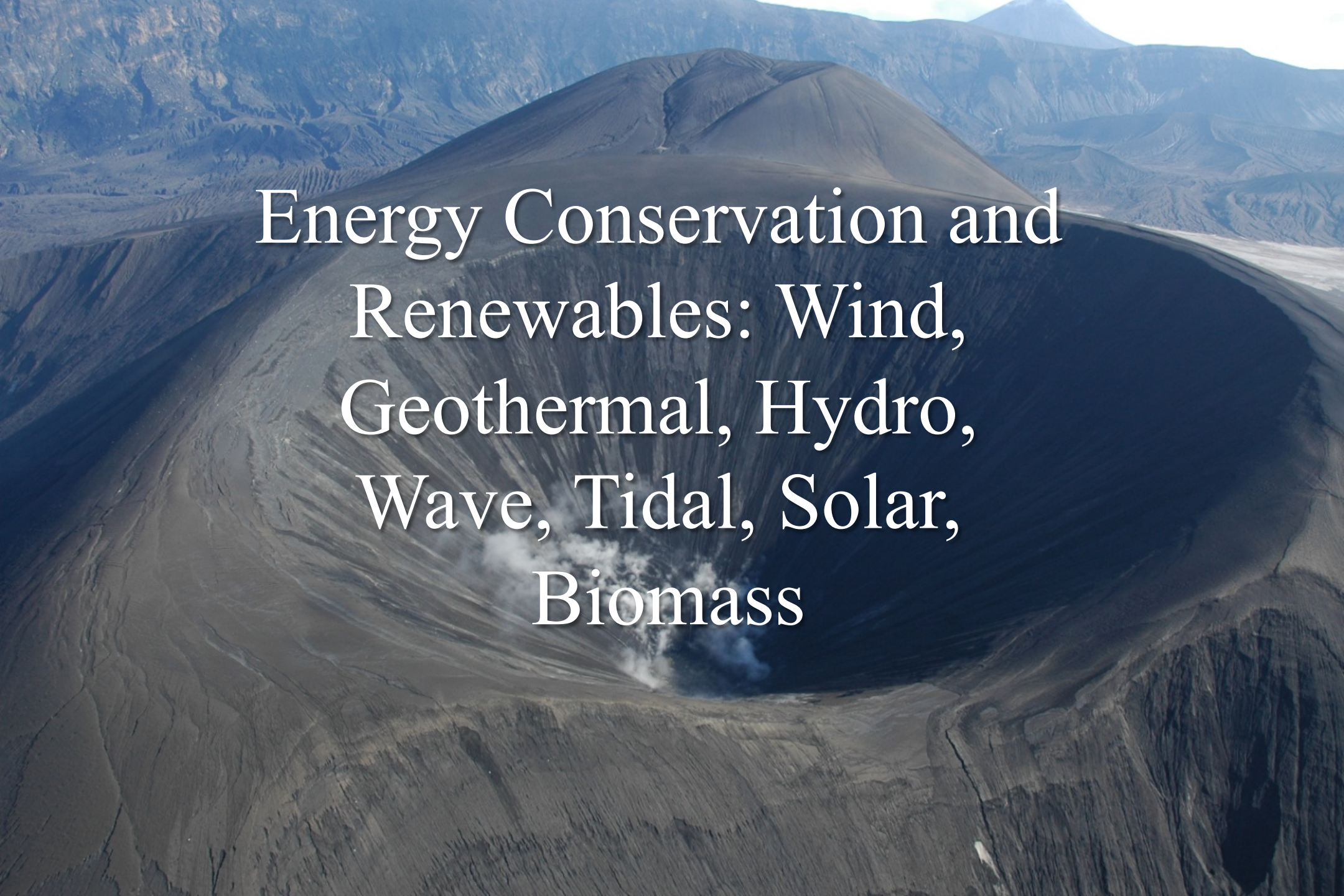
Wright, B. A., J. W. Short, T. J. Weingartner and P. J. Anderson. 2000. The Gulf of Alaska.. Pp 373-384 in *Sheppard, C. R. C., ed., Seas at the Millennium: An Environmental, Evaluation Volume I Regional Chapters: Europe, The Americas and Wes Africa.* Pergammon Press, Elsevier, Amsterdam.



An aerial photograph of a large, dark, conical volcano, likely Mount Katmai in Alaska. The volcano has a prominent central crater with a plume of white smoke or ash rising from it. The surrounding landscape is rugged and mountainous, with various ridges and valleys visible in the background. The text is overlaid on the upper half of the image.

Aleutian Pribilof Islands Regional Energy Summit
April 24-25, 2010
Anchorage, Alaska

Reduce Fossil Fuel Use by 80%

An aerial photograph of a large, dark, conical volcano, likely Mount Bromo, with a central crater emitting a plume of white smoke. The surrounding landscape is rugged and mountainous, with various ridges and valleys visible in the distance. The text is overlaid in the center of the image.

Energy Conservation and
Renewables: Wind,
Geothermal, Hydro,
Wave, Tidal, Solar,
Biomass

Communities	KwH Cost	KwH (1,000,000)	Diesel Demand (1,000 gals)	KwHs Per Gallon
King Cove	0.26	3.79	162	23
Akutan	0.32	0.52	44	12
Unalaska	0.36	34.48	2,194	16
False Pass	0.42	N/A	N/A	N/A
St. Paul	0.46	4.59	389	12
Sand Point	0.52	4.03	317	13
AVERAGE	0.53	2.21	177	14
Nikolski	0.60	N/A	N/A	N/A
Cold Bay	0.64	2.53	213	12
Adak	0.71	1.54	213	7
Nelson Lagoon	0.74	0.38	33	12
Atka	0.77	0.35	42	8

KwH Cost: Data from the State's FY09 annual PCE reports.

KwH Sold: Same data source. Kilowatt hours of energy sold, not total hours generated. Express in KwH millions.

Diesel Demand (gals): Same data source. Amount of diesel fuel by gallons (thousands) required to produce total KwHs sold.


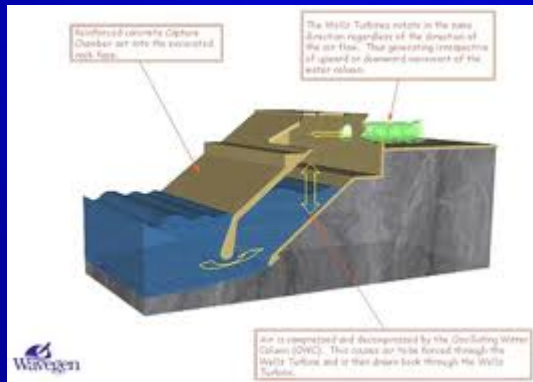
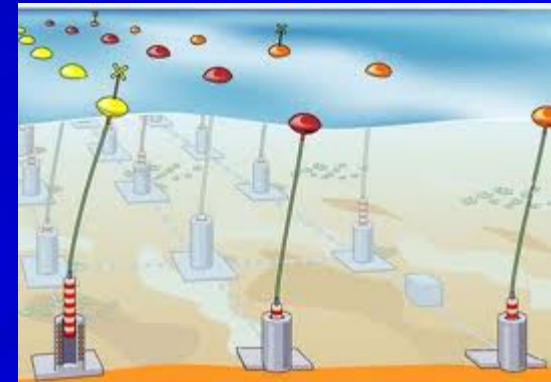



KwHs Per Gallon: Same data source. The relatively high KwH Per Gallon in King Cove is directly related to more than 50% of KwHs sold are produced by the Delta Creek Hydroelectric facility.

AVERAGE: Due to the magnitude of the Unalaska power generation facility, their data has not been included in this category.


National average \$0.1021/KwH

Denver average \$0.085/KwH

Anchorage average \$0.14/KwH



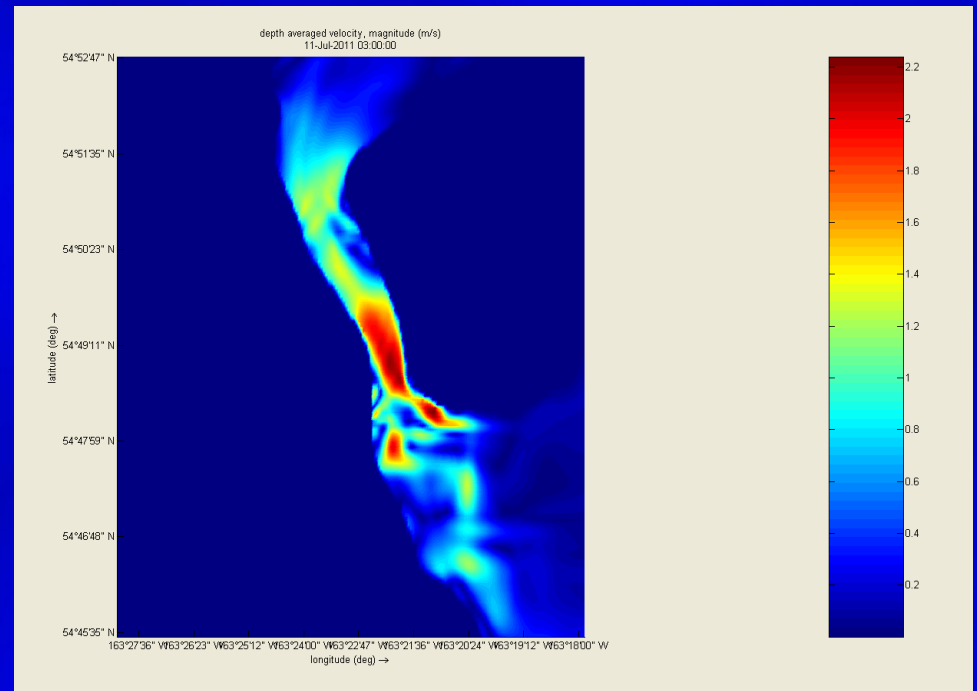
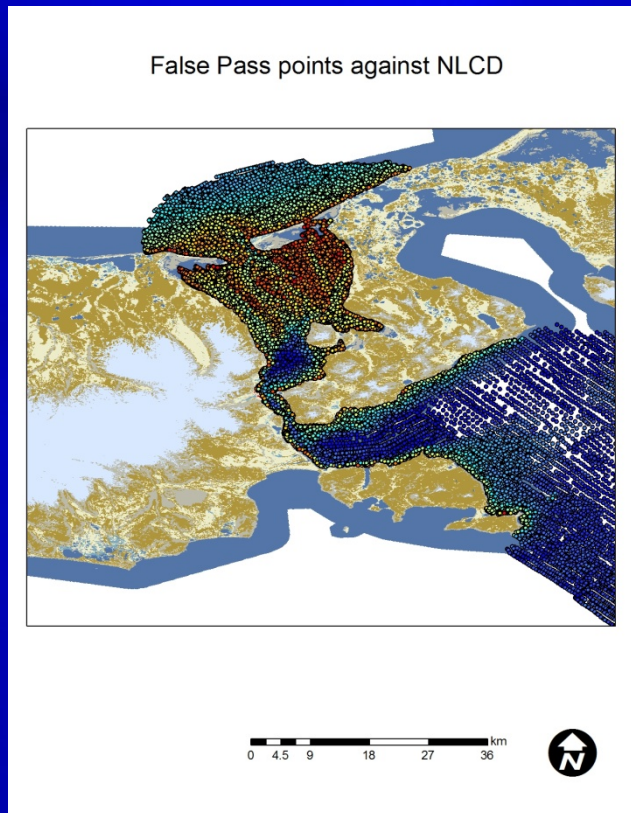
DOE Tribal Energy False Pass tidal project.





DOE Tribal Energy False Pass tidal project.

Acoustic Doppler Current Profiler deployed in late September 2012.



Project Task Schedule

9/1/11	Circulation Modeling
10/15/11	Current Velocity Assessment
12/1/11	Electrical analysis
3/1/12	Conceptual Project Design
4/1/12	Permitting Consultation
4/1/12	Environmental and Project Development issues id
5/1/12	Economic Analysis
6/1/12	Reporting