

SHORT-TERM VESSEL-BORNE IMPORTS OF LIQUEFIED NATURAL GAS

Discharge Month	Date of Arrival	Name of Importer	Seller	Docket Number	Country of Origin	Name of Tanker	Receiving Terminal	Volume (Mcf)	Landed Price (\$/MMBtu)	Notes
January	1/1/2015	Excelerate Energy Gas Marketing	Trinidad & Tobago LNG Limited	13-19-LNG	Trinidad	FSRU Excelerate	Northeast Gateway	1,040,290	\$ 12.12	[S], [M]
January	1/8/2015	GDF Suez Gas NA LLC	GDF Suez Supply	14-176-LNG	Trinidad	GDF Suez Neptune	Everett, MA	2,652,319	\$ 15.81	[S]
January	1/18/2015	GDF Suez Gas NA LLC	GDF Suez Supply	14-176-LNG	Yemen	BW Suez Everett	Everett, MA	2,233,708	\$ 10.16	[S]
February	1/1/2015	Excelerate Energy Gas Marketing	Trinidad & Tobago LNG Limited	13-19-LNG	Trinidad	FSRU Excelerate	Northeast Gateway	1,568,900	\$ 12.12	[S], [M]
March	3/12/2015	Cheniere Marketing LLC	Shell NA LNG LLC	14-186-NG	Trinidad	Gallina	Sabine Pass, LA	2,956,770	\$ 8.38	[S]
March	3/14/2015	Cheniere Marketing LLC	BG LNG Trading LLC	14-186-NG	Trinidad	Methane Rita Andrea	Sabine Pass, LA	3,122,110	\$ 8.25	[S]
April	4/11/2015	BP Energy Company	BP Gas Marketing LTD	14-78-LNG	Trinidad	British Merchant	Cove Point, MD	2,844,244	\$ 7.89	[S]
TOTAL Short-Term Imports of LNG								TOTAL	16,418,341	

[S] - Represents spot purchase (This information not available prior to Oct. 2005)

[M] - Cargo discharged over multiple months

LONG-TERM VESSEL-BORNE IMPORTS OF LIQUEFIED NATURAL GAS

Discharge Month	Date of Arrival	Name of Importer	Seller	Docket Number	Country of Origin	Name of Tanker	Receiving Terminal	Volume (Mcf)	Landed Price (\$/MMBtu)	Notes
January	1/22/2015	BG LNG Services	PFLE	05-114-LNG	Trinidad	Clean Energy	Elba Island, GA	2,846,716	\$ 2.93	
January	1/25/2015	GDF Suez Gas NA LLC	Atlantic LNG Company	95-100-LNG	Trinidad	GDF Suez Neptune	Everett, MA	2,842,882	\$ 12.12	
February	2/18/2015	BG LNG Services	PFLE	05-114-LNG	Trinidad	Methane Rita Andrea	Elba Island, GA	3,010,165	\$ 2.61	
February	2/6/2015	GDF Suez Gas NA LLC	GDF Suez Supply	09-135-LNG	Yemen	Grace Barleria	Everett, MA	2,372,708	\$ 8.79	
February	2/13/2015	GDF Suez Gas NA LLC	Atlantic LNG Company	95-100-LNG	Trinidad	Matthew	Everett, MA	2,635,137	\$ 10.92	
February	2/22/2015	GDF Suez Gas NA LLC	Atlantic LNG Company	95-100-LNG	Trinidad	BW Suez Everett	Everett, MA	2,615,415	\$ 11.11	
March	3/2/2015	BG LNG Services	BGGSTL	08-64-LNG	Trinidad	Gaslog Santiago	Elba Island, GA	3,004,499	\$ 2.63	
March	3/4/2015	GDF Suez Gas NA LLC	Atlantic LNG Company	95-100-LNG	Trinidad	BW GDF Suez Boston	Everett, MA	2,686,707	\$ 12.67	
March	3/25/2015	GDF Suez Gas NA LLC	GDF Suez Supply	09-135-LNG	Yemen	Gaselys	Everett, MA	2,834,288	\$ 6.93	
May	5/7/2015	GDF Suez Gas NA LLC	Atlantic LNG Company	95-100-LNG	Trinidad	Matthew	Everett, MA	1,672,731	\$ 5.69	
June	6/23/2015	GDF Suez Gas NA LLC	Atlantic LNG Company	95-100-LNG	Trinidad	Matthew	Everett, MA	2,557,040	\$ 5.94	
TOTAL Long-Term Imports of LNG								TOTAL	29,078,288	

TOTAL LNG IMPORTS

45,496,629

Office of Fossil Energy
Office of Oil and Gas Global Security and Supply
Division of Natural Gas Regulatory Activities
Phone: 202-586-9478
Email: ngreports@hq.doe.gov



VESSEL-BORNE IMPORTS OF LIQUEFIED NATURAL GAS (LNG) TO PUERTO RICO

Discharge Month	Date of Arrival	Name of Importer	Seller	Docket Number	Country of Origin	Name of Tanker	Receiving Terminal	Volume (Mcf)	Landed Price (\$/MMBtu)	Notes
January	1/20/2015	EcoElectrica, L.P.	Atlantic LNG	94-91-LNG	Trinidad	Matthew	Ponce, PR	2,518,220	\$ 5.19	
January	1/3/2015	Gas Natural Aprovisionamientos SDG, S.A	Gas Natural Aprovisionamientos SDG, S.A	13-7-LNG	Trinidad	LNG Libra	Ponce, PR	1,693,709	\$ 11.70	
February	2/9/2015	Gas Natural Aprovisionamientos SDG, S.A	Gas Natural Aprovisionamientos SDG, S.A	13-7-LNG	Trinidad	Cadiz Knutsen	Ponce, PR	2,326,499	\$ 11.50	
February	2/23/2015	Gas Natural Aprovisionamientos SDG, S.A	Gas Natural Aprovisionamientos SDG, S.A	13-7-LNG	Trinidad	LNG Libra	Ponce, PR	1,593,723	\$ 11.45	
March	3/14/2015	EcoElectrica, L.P.	Atlantic LNG	94-91-LNG	Trinidad	Matthew	Ponce, PR	2,518,172	\$ 4.76	
March	3/31/2015	Gas Natural Aprovisionamientos SDG, S.A	Gas Natural Aprovisionamientos SDG, S.A	15-7-LNG	Trinidad	Catalunya Spirit	Ponce, PR	2,388,987	\$ 11.45	
April	4/16/2015	EcoElectrica, L.P.	Atlantic LNG	94-91-LNG	Trinidad	Matthew	Ponce, PR	2,547,313	\$ 4.76	
May	5/4/2015	Gas Natural Aprovisionamientos SDG, S.A	Gas Natural Aprovisionamientos SDG, S.A	15-7-LNG	Trinidad	BW Suez Everett	Ponce, PR	2,830,577	\$ 8.12	
May	5/21/2015	EcoElectrica, L.P.	Atlantic LNG	94-91-LNG	Trinidad	Matthew	Ponce, PR	2,550,123	\$ 4.76	
June	6/5/2015	Gas Natural Aprovisionamientos SDG, S.A	Gas Natural Aprovisionamientos SDG, S.A	15-7-LNG	Nigeria	LNG Sokoto	Ponce, PR	2,794,363	\$ 8.12	
June	6/22/2015	EcoElectrica, L.P.	Atlantic LNG	94-91-LNG	Trinidad	BW Boston	Ponce, PR	2,552,068	\$ 4.76	
TOTAL Imports of LNG to Puerto Rico								26,313,754		

[S] - Represents spot purchase (This information not available prior to Oct. 2005)

Office of Fossil Energy
 Office of Oil and Gas Global Security and Supply
 Division of Natural Gas Regulatory Activities
 Phone: 202-586-9478
 Email: ngreports@hq.doe.gov



VESSEL-BORNE EXPORTS OF DOMESTICALLY-PRODUCED LIQUEFIED NATURAL GAS (LNG)

Date of Departure	Name of Exporter	Supplier	Docket Number	Country of Destination	Name of Tanker	Departure Terminal	Volume (Mcf)	Delivered Price \$/MMBtu	Notes
5/10/2015	ConocoPhillips Alaska Natural Gas Corp	ConocoPhillips Alaska	13-155-LNG	Taiwan	Excel	Kenai, AK	2,748,450	\$ 7.43	[S]
6/11/2015	ConocoPhillips Alaska Natural Gas Corp	ConocoPhillips Alaska	13-155-LNG	Taiwan	Excel	Kenai, AK	2,754,250	\$ 7.72	[S]
TOTAL Exports of LNG							5,502,700		

[S] - Represents spot purchase (This information not available prior to Oct. 2005)

Office of Fossil Energy
 Office of Oil and Gas Global Security and Supply
 Division of Natural Gas Regulatory Activities
 Phone: 202-586-9478
 Email: ngreports@hq.doe.gov



VESSEL-BORNE RE-EXPORTS* OF LIQUEFIED NATURAL GAS (LNG)

Date of Departure	Authorization Holder	Supplier(s)	Exporter	Purchaser	Docket Number	Country of Destination	Name of Tanker	Departure Terminal	Volume (Mcf)	FOB Price \$/MMBtu	Notes
1/17/2015	ConocoPhillips Company	ConocoPhillips Company	ConocoPhillips Company	EDF Trading Limited	13-97-LNG	Brazil	Asia Vision	Freeport, TX	2,804,958	\$ 16.50	[S]
2/2/2015	ConocoPhillips Company	ConocoPhillips Company	ConocoPhillips Company	Koch Supply & Trading, LP	13-97-LNG	Brazil	Excalibur	Freeport, TX	2,734,853	\$ 12.41	[S] [P]
TOTAL Re-Exports of LNG									5,539,811		

[S] - Represents spot purchase (This information not available prior to Oct. 2005)

[P] - Preliminary data. CononcoPhillips Company submitted preliminary volume and price data, and will report final data as soon as it is available.

FAQs

- 1) Import prices are "landed" which is the commodity price plus transportation to the US terminal. It does NOT include regassification. It DOES include off-loading (I recently confirmed this with the importers).
- 2) The data is provided by the importers as a condition of their import authorizations (issued by this office). It is reported as filed (we verify it).
- 3) Spot cargos are only identified for 2006 and later years. Prior to 2006, spot cargos could be included in either long-term or short-term types.
- 4) Short-term imports are those cargos imported under the company's short-term or "blanket" authorization. This type of authorization covers supply contracts with terms of under 2 years, including spot cargos. The authorization is not based on a specific supply contract but covers all of the importer's short-term supply deals. We do not have copies of those contracts and they are not filed with the applications.
- 5) Long-term imports are those cargos imported under the company's long-term authorization. This type of authorization is tied to one specific supply contract with a term of 2 or more years. Redacted copies of the contracts are available on our website (info below).
- 6) The companies are required to file the volume data in Mcf. Therefore, data collected by the Division of Natural Gas Regulatory Activities doesn't necessarily include equivalent volumes measured in MMBtu.
- 7) The prices for exports from Kenai to Japan are "delivered." This is the commodity price plus transportation to the receiving terminal.
- 8) The prices for all other LNG exports and re-exports are the prices at the point of export, also known as FOB (freight on board).

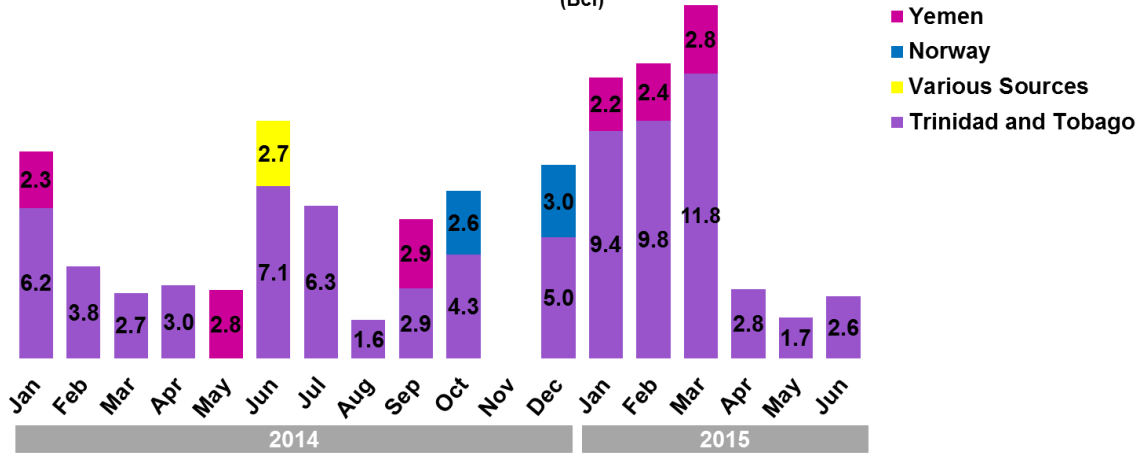
If you pass along this spreadsheet, please include this e-mail so the recipient will see the FAQs, etc.

Our website is at www.fossil.energy.gov. Click on "Natural Gas Regulation."



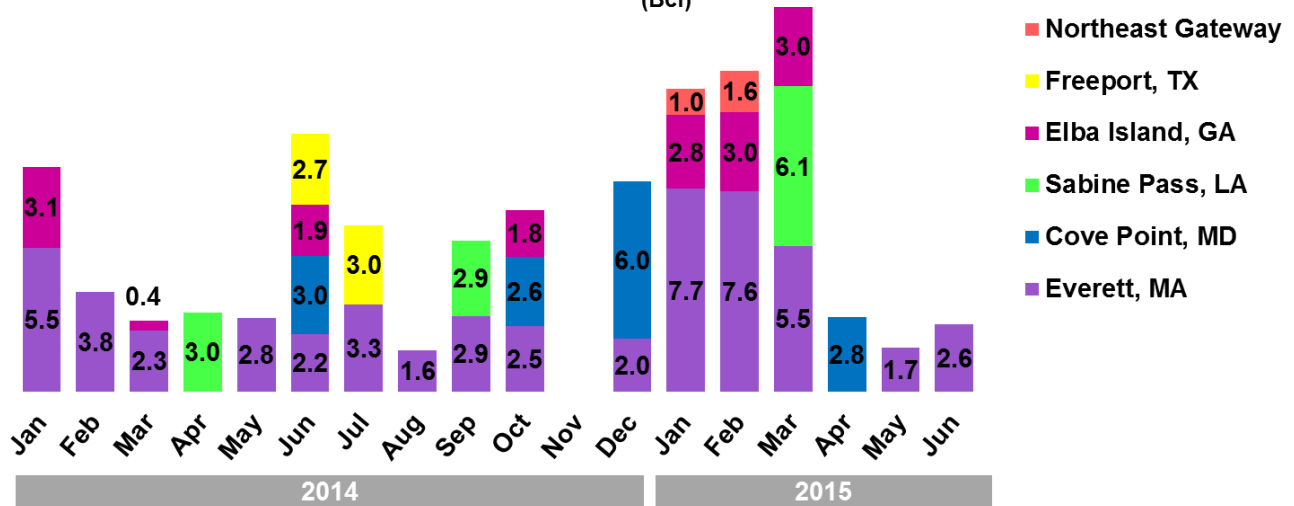
LNG Import Volume by Country

(Bcf)



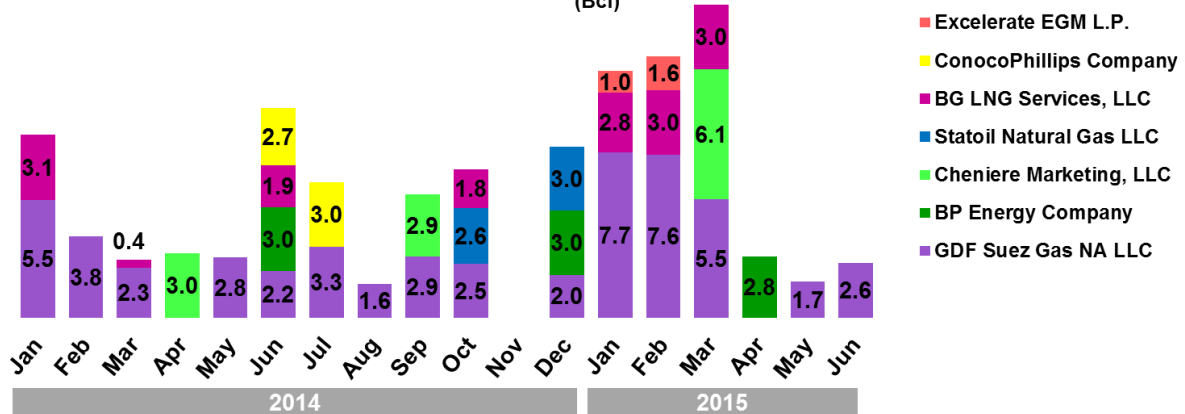
LNG Import Volume by Terminal

(Bcf)

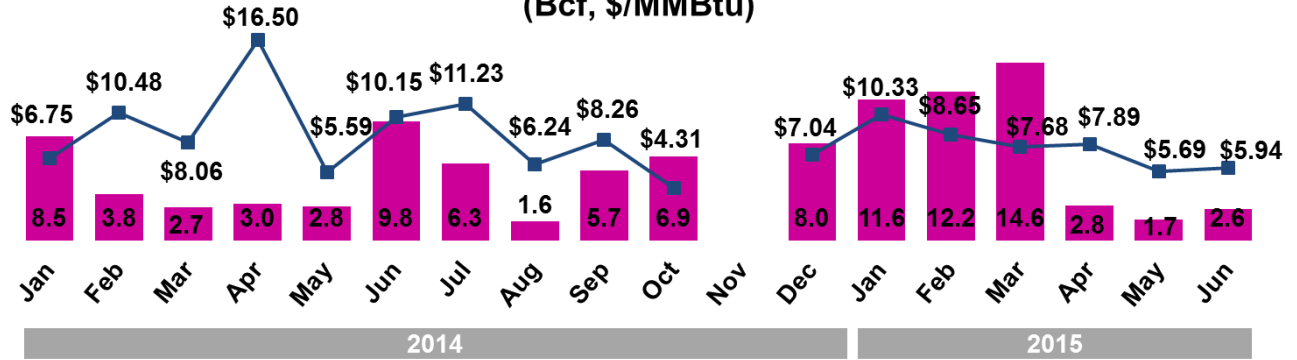


LNG Import Volume by Company

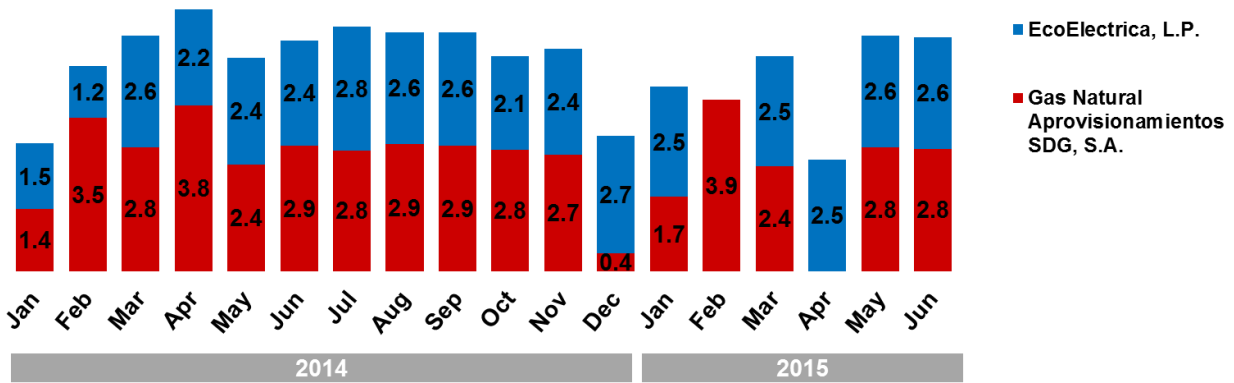
(Bcf)



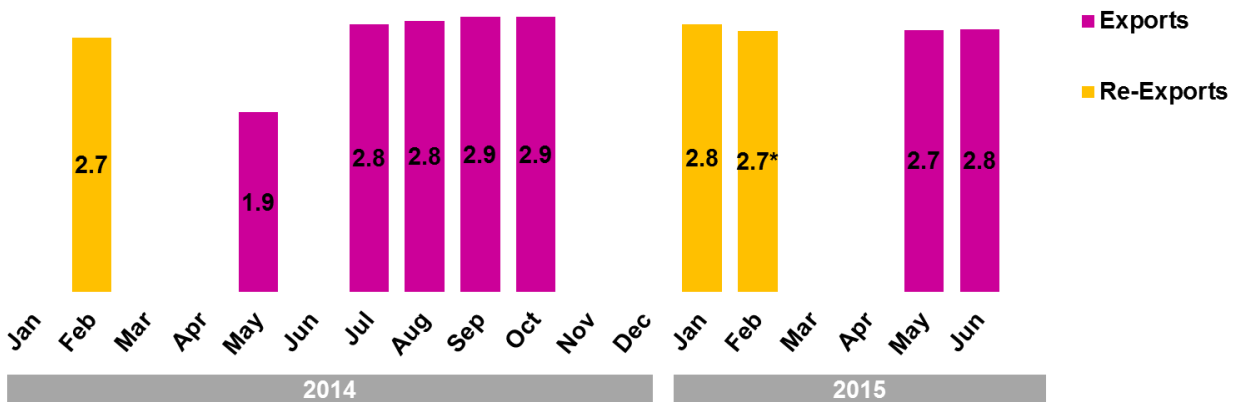
Volume and Weighted Average Price of Vessel-borne LNG Imports by Month (Bcf, \$/MMBtu)



LNG Import Volume by Company, Puerto Rico (Bcf)



LNG Vessel Exports and Re-Exports by Month (Bcf)



*Preliminary data