

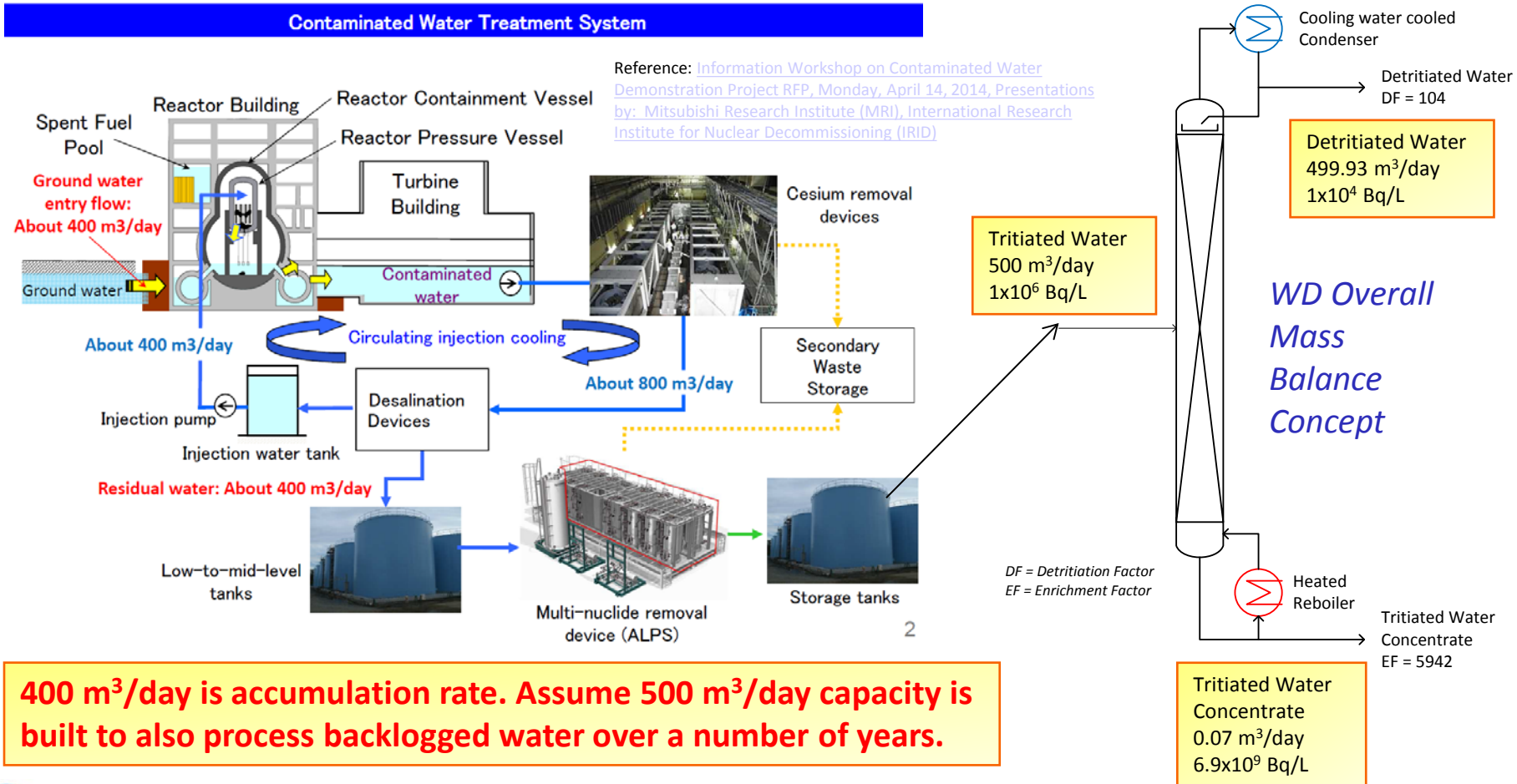
# Fukushima Light Water Detritiation System

## Water Distillation Option

A. Busigin, Ph.D., P.Eng. and P. Mason, P.Eng.

Presented at the 34<sup>th</sup> Tritium Focus Group Meeting on September 23-25, 2014,  
Idaho National Laboratory, Idaho Falls, Idaho

# Fukushima Light Water Detritiation Requirement



# Water Distillation (WD) vs Combined Electrolysis & Catalytic Exchange (CECE) – Energy Cost Big Picture

Parameter	Units	WD	CECE	Comment
H/T Separation Factor for Light Water Detritiation	-	1.059 @ 50°C	<b>5.017 @ 60°C</b>	CECE separation factor is not the only important consideration.
<b><i>CECE large Separation Factor does not mean low energy consumption!</i></b>				
Boilup or Electrolysis Energy for Reflux	kWh per kg of H <sub>2</sub> O	0.66	5 to 6	Energy of electrolysis is much higher than energy of boilup.
COP* for Energy Utilization	Energy multiplier by heat pump or fuel cell	8 to 10 With Heat Pump	1.3 With Fuel Cell	WD recycles energy much more efficiently.
Energy demand for 500 m <sup>3</sup> /day throughput	MW(e)	<b>25 to 40</b>	<b>155 to 210</b>	<b>WD uses much less energy.</b>
<b><i>Even if CECE separation factor was <u>infinity</u>, CECE would require 104 to 125 MW(e) power for 500 m<sup>3</sup>/day throughput – about 4 to 5 times more than WD.</i></b>				

\*COP = coefficient of performance. For CECE the practicality of energy recovery/recycling is questionable.

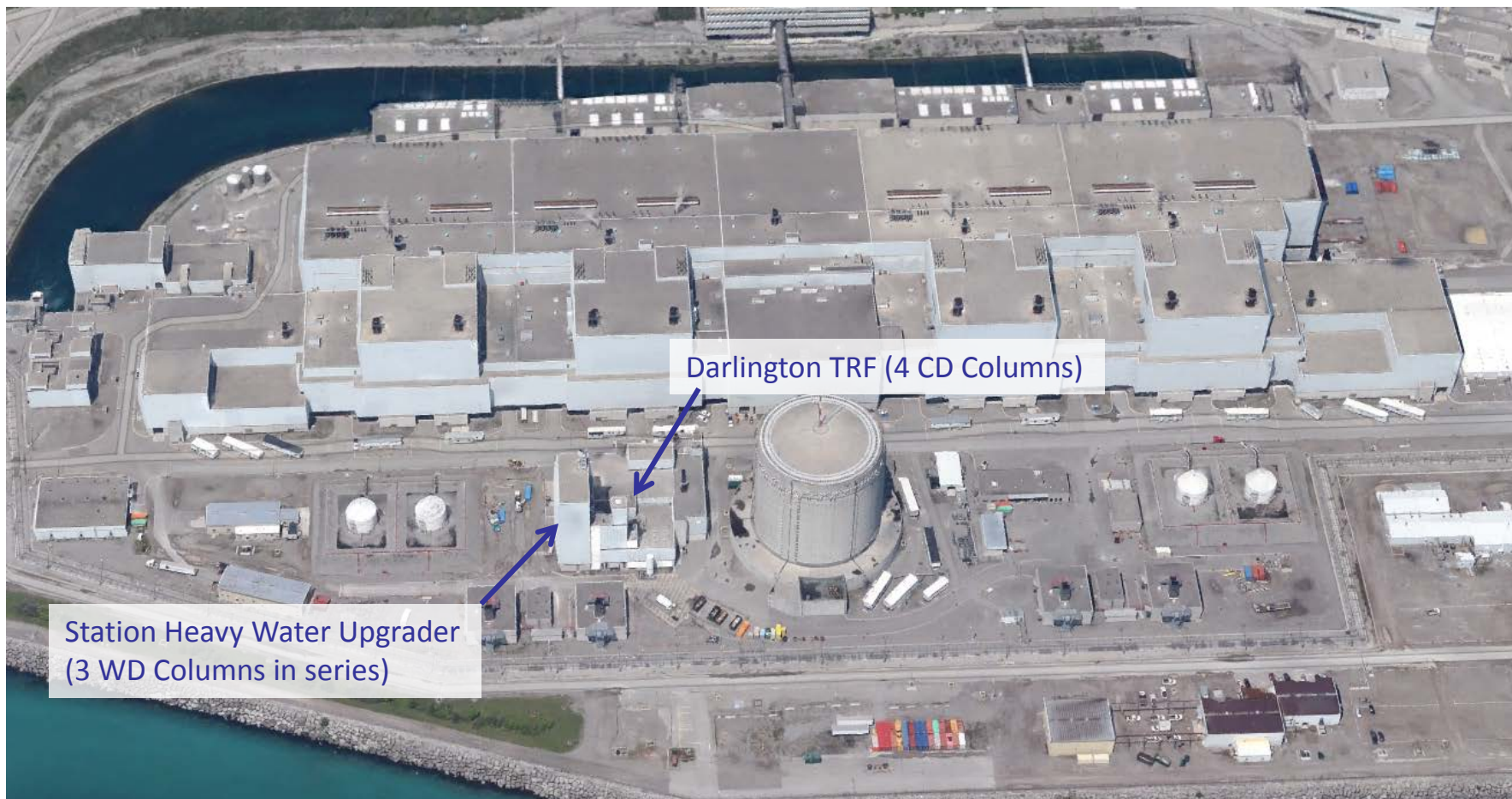
## WD vs CECE – Hazards Evaluation

Parameter	WD	CECE
Hydrogen Explosion Hazard	No.	Yes
Pure Oxygen Hazard	No.	Yes
Leakage Potential (during normal operation)	Vacuum process – leaks don't result in emission	Above atmospheric process. Greater potential for tritiated hydrogen/water vapor leak
Tritium Inventory	Small. Falling film reboiler has small inventory (less than 0.5 hour residence time). Most of system inventory is in the column packing at much lower tritium concentration.	Large. Electrolyser has large liquid inventory (about 16 hours residence time), much larger than WD reboiler. Electrolyser contains tritium at highest concentration.
Electrolyte handling	No	Yes
Operational complexity and potential for operator error	Simple process	Relatively complex process

***Both WD and CECE can be operated safely. However, WD has better Inherent Safety.***



# WD Industrial Experience: Canada



Source: [Google Maps Link](#)

## WD Industrial Experience: $^{18}\text{O}$

- WD is used to produce  $^{18}\text{O}$ . There are several producers in the world.
- CIL in Xenia, Ohio has been producing  $^{18}\text{O}$  water for the PET community since 1996. The expanded plant produces 250 kg/yr of  $^{18}\text{O}$  used for production of  $^{18}\text{F}$  in the PET industry, and for other uses in medical research.
- ***Fukushima WD columns could produce  $^{18}\text{O}$  in addition to tritium recovery, to offset capital cost and to produce a medically valuable isotope that benefits the medical community.***



Source: [Google Maps Link](#)

- Cambridge Isotope Laboratories in Xenia, Ohio produces  $^{18}\text{O}$  by water distillation using surplus Heavy Water Upgrader columns. Water distillation is the most common technology used for separating Oxygen isotopes.

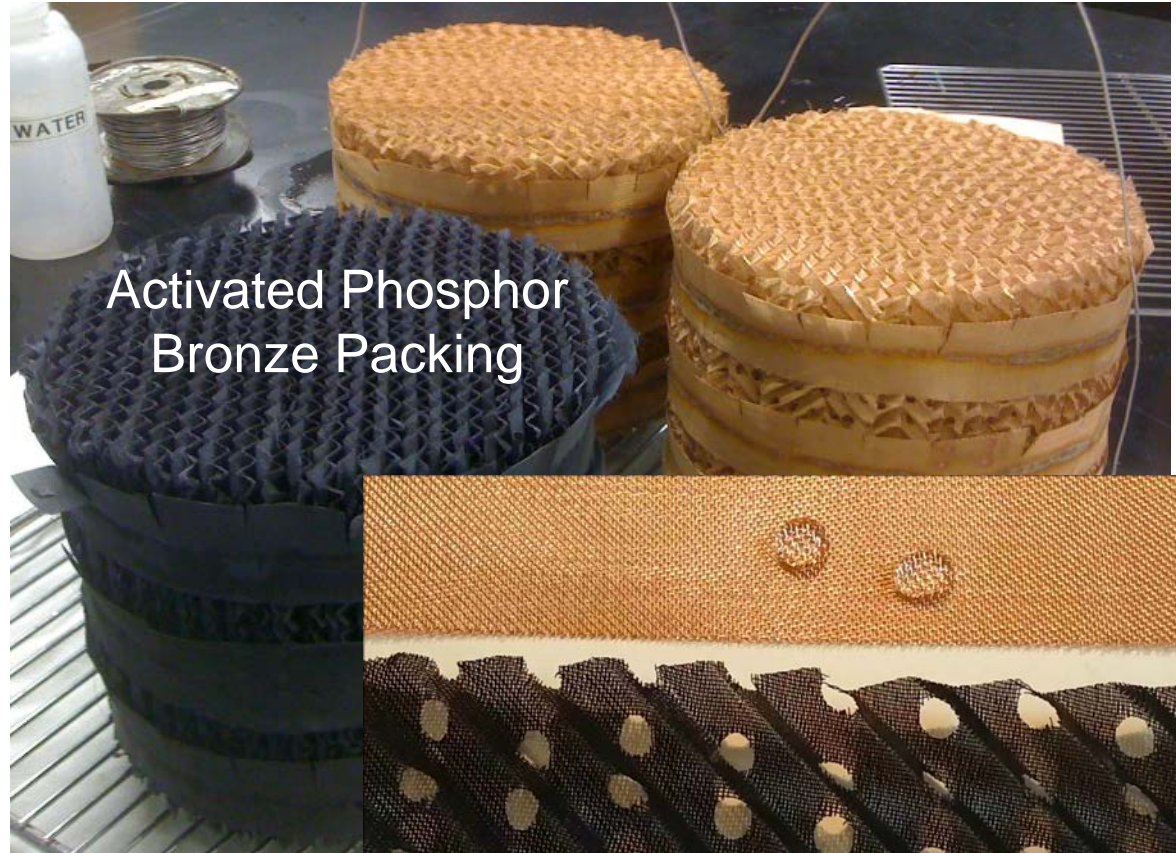


HITACHI

Proprietary Information. All Rights Reserved. Not to be used or reproduced without prior written consent from GE Hitachi Nuclear Energy Canada Inc.

# GEH-C Water Distillation Experience 1

- GEH-C has developed a competitive CY type WD packing.
- Packing surface activation is key to separation performance.
- Surface wetting requires a cupric oxide film.



Activated Phosphor  
Bronze Packing

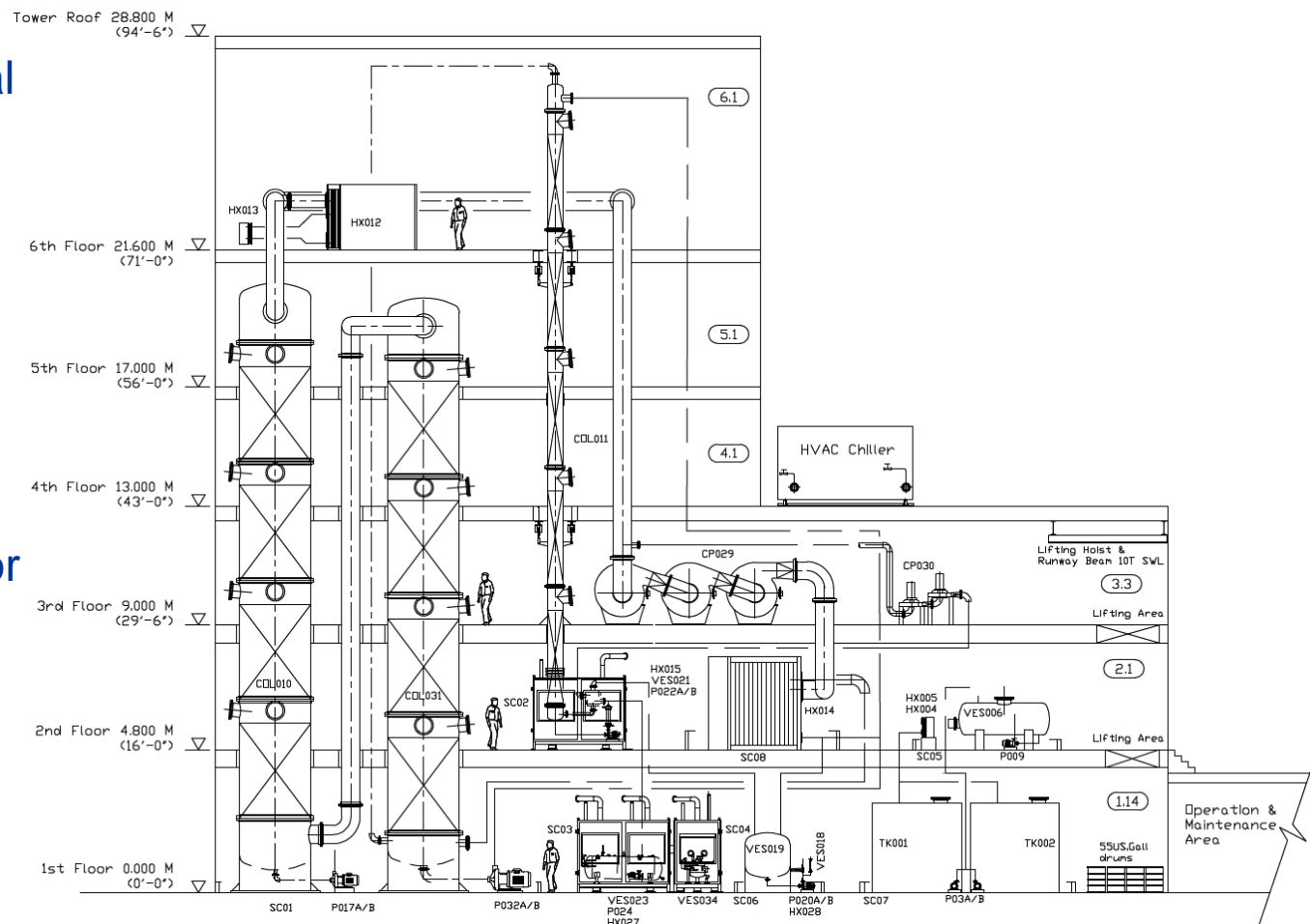


Activated Phosphor Bronze



# GEH-C Water Distillation Experience 2

- Design of several WD Light Water Detritiation Facilities
- This example shows **Mechanical Vapor Compression** for ~90% heat recovery
- 500 kg/h throughput with ~1 MW(e) power



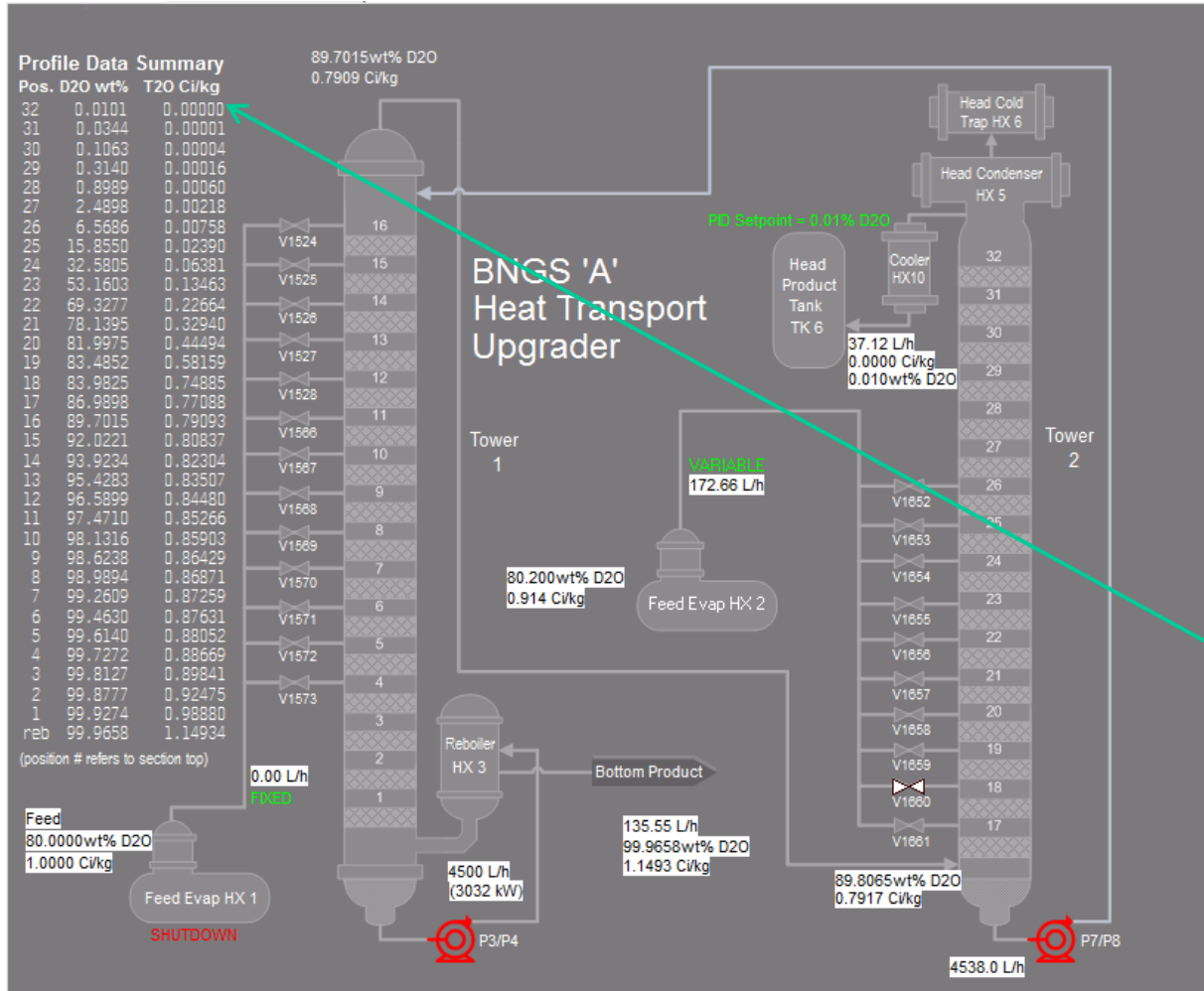
Rolled out view showing elevations



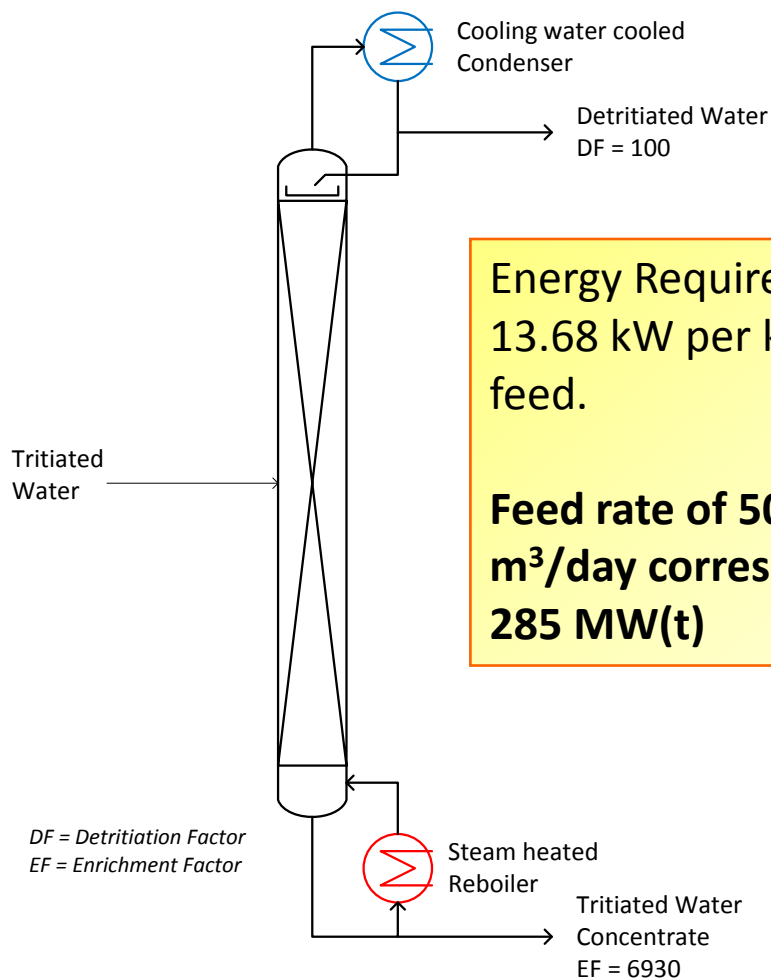
# Heavy Water Upgrader Experience

Reference: Ram Davloor, Gretel Steinberg, Anthony Busigin, Salwan Saeed, "Major Rehabilitation of the Bruce A Heat Transport Heavy Water Upgrader and Effect on Overall Upgrader System and Tower Packing Performance", 9th CNS International Conference on CANDU® Maintenance, Toronto, Ontario, Canada, December 4-6, 2011

- Heavy water upgraders in Canada use dynamic simulation to analyze both deuterium and tritium separation in water distillation
- Note that the tritium activity in the head product is very low
- Heavy water upgraders also detritiate water!

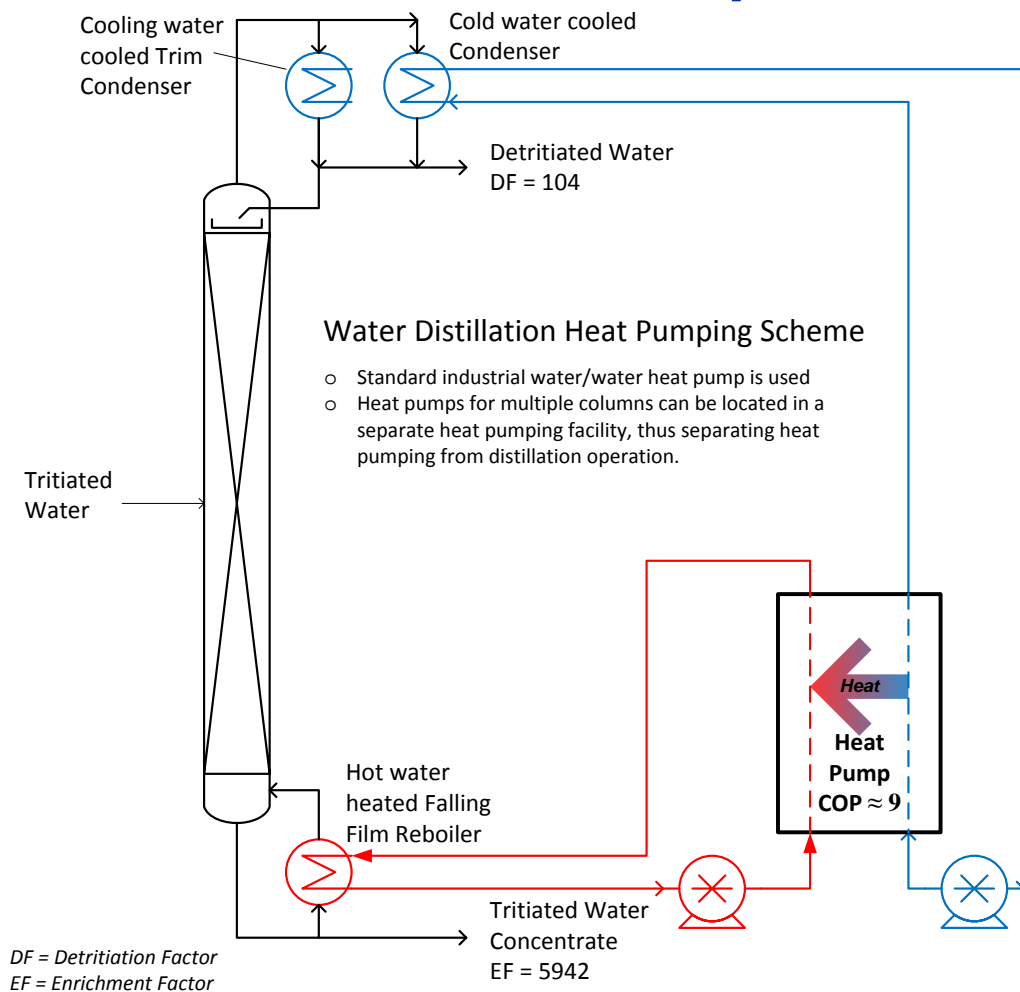


## WD Energy – Simple Heating & Cooling



- Simple heating and cooling has high energy demand due to high reflux ratio for H<sub>2</sub>O/HTO separation – but less energy demand than with H<sub>2</sub>O/HDO separation.
- Canadian heavy water upgrader WD columns use inexpensive low pressure turbine exhaust steam.
- Fukushima could supply natural gas reboilers for simple heating – but heat pumping to reduce energy demand can significantly reduce energy cost.

# WD Energy – Heat Pump with Hot-Cold Water Circuits – Option 1



- Industrial Heat Pump, ammonia refrigerant, pumps heat from 38°C to 62°C
- Standard Heat Pump packages available

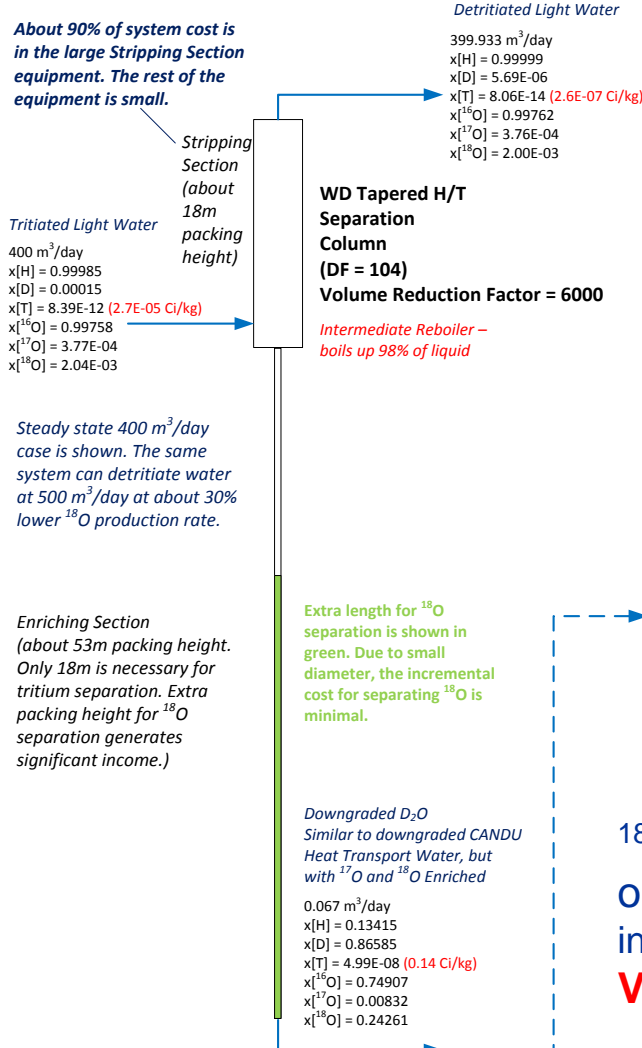
Energy Requirement is 1.7 kW per kg/h of feed

About 87% of heat energy is recycled within the system

Feed rate of 500 m<sup>3</sup>/day corresponds to 35 MW(e)



# Fukushima WD Process Block Diagram



About 90% of system cost is in the large Stripping Section equipment. The rest of the equipment is small.

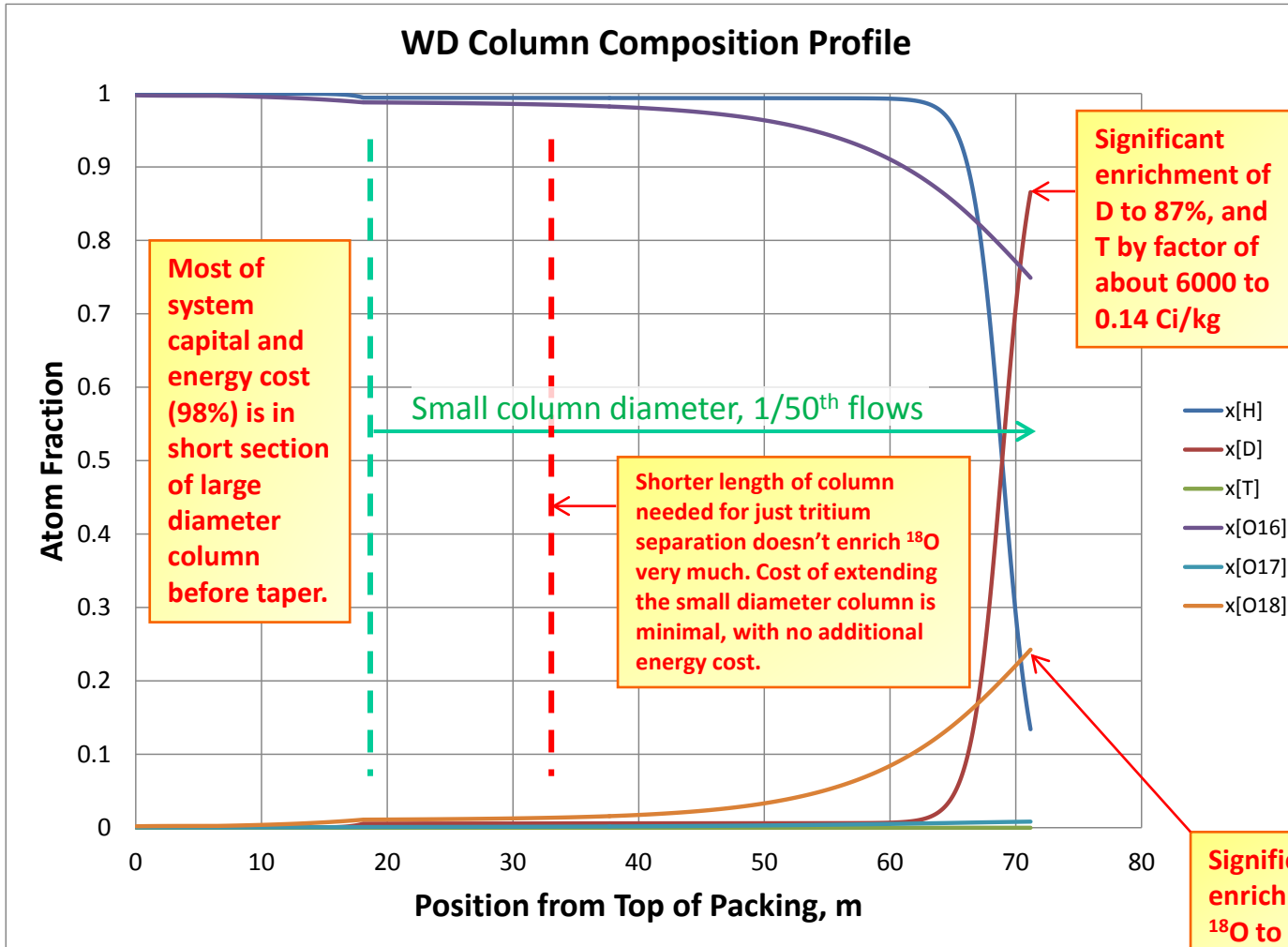
Steady state 400 m<sup>3</sup>/day case is shown. The same system can detritiate water at 500 m<sup>3</sup>/day at about 30% lower <sup>18</sup>O production rate.

- WD Volume reduction of 6000 produces 85% D<sub>2</sub>O, with 0.14 Ci/kg, 67 kg/day
- <sup>18</sup>O is easily separated from tritiated water and upgraded to 99%. Nominal value of H<sub>2</sub><sup>18</sup>O is \$100/gram.
- Small volume of tritiated D<sub>2</sub>O can be shipped to a Canadian heavy water reactor station for use as D<sub>2</sub>O make-up. (Heavy water reactors require 2 to 4 tonne/year of D<sub>2</sub>O make-up to compensate for losses.)

<sup>18</sup>O Production is 16 kg/day at 400 m<sup>3</sup>/day throughput or 11 kg/day at 500 m<sup>3</sup>/day throughput. (<sup>18</sup>O production increases at lower detritiation rate due to higher reflux ratio.)  
**Value of <sup>18</sup>O produced is > \$1 million per day!**



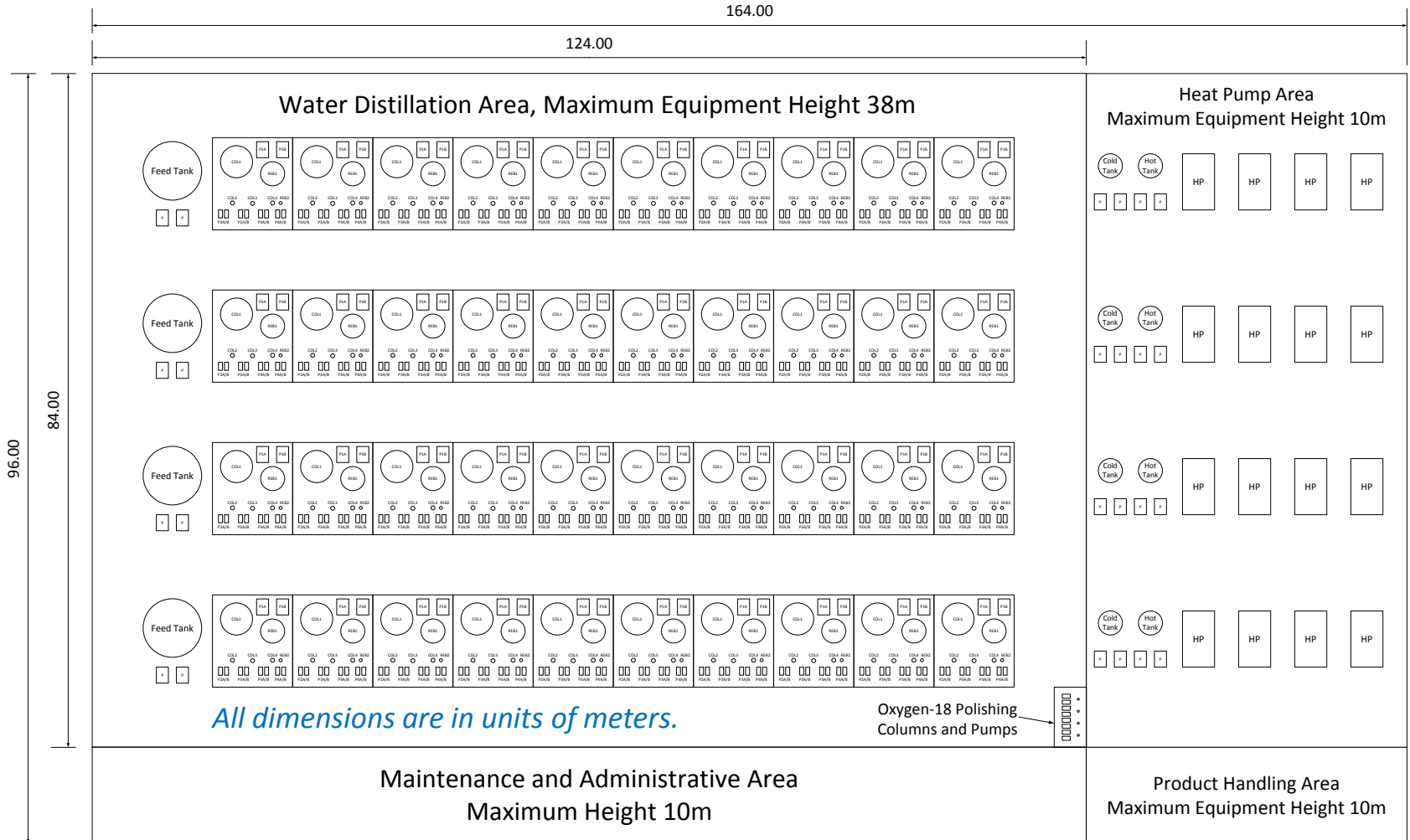
# Fukushima WD Concentration Profile



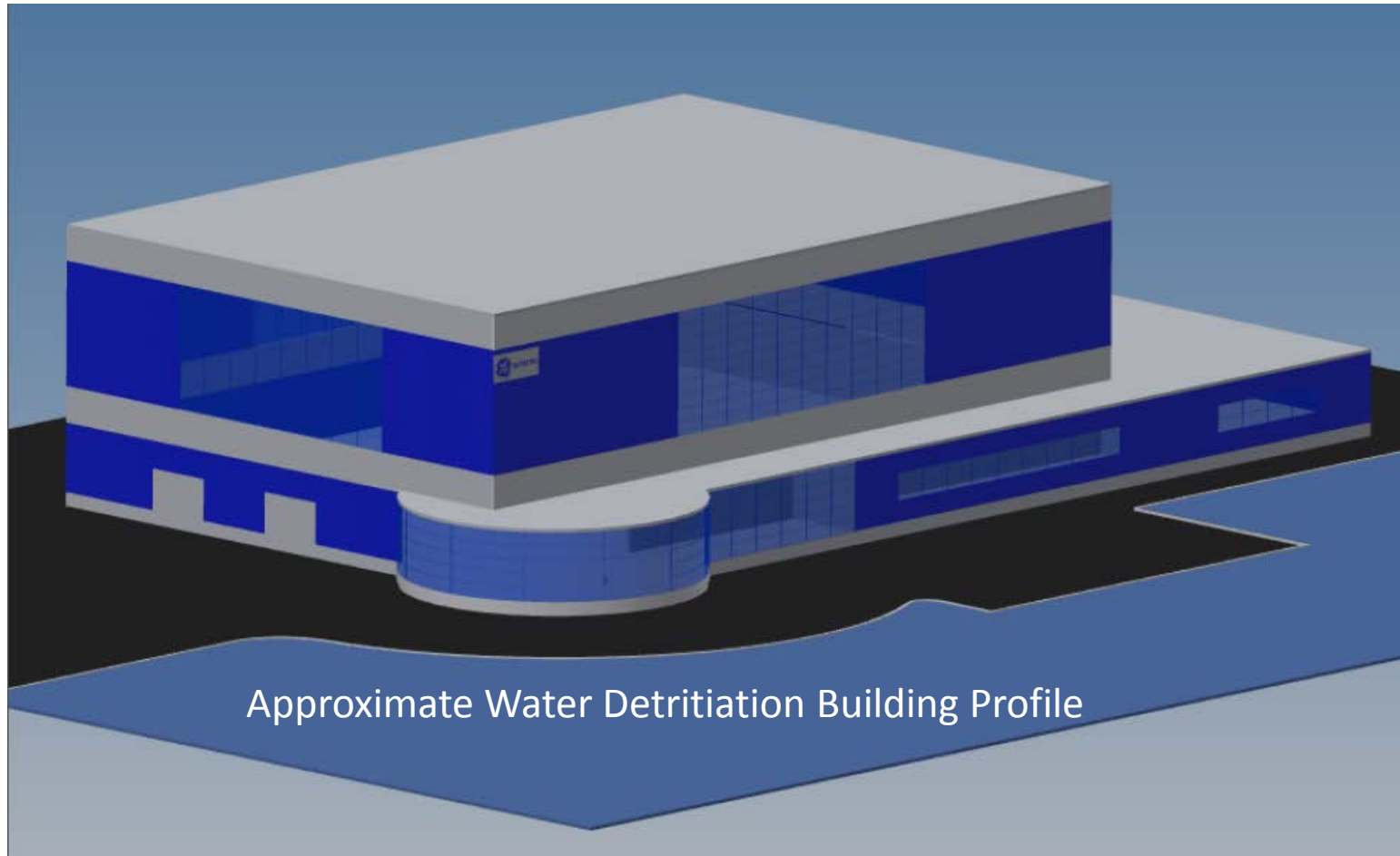
- Cascade is designed to be mostly light water
- Heavy oxygen isotopes and deuterium rise sharply at the bottom
- Bottom product flow corresponds to a volume reduction factor of 6000



# Fukushima WD System Layout 1



# Fukushima WD System Layout 2



# Conclusions

- ✓ WD technology is proven, including scale-up to large diameter
- ✓ WD is a simple, safe and reliable process
- ✓ WD design & simulation codes are proven:
  - steady state
  - dynamic
- ✓ Industrial Heat Pumps are available for recycling heat
- ✓  $^{18}\text{O}$  byproduct will offset or possibly pay for cost of water detritiation
- ✓  $^{18}\text{O}$  production benefits medical diagnostics

**We believe WD is the most proven and economic solution for Fukushima water detritiation**

*Thank you for your attention!*





# Appendix




# Presentation Outline

1. Fukushima Light Water Detritiation Requirement
2. Water Distillation vs CECE – The Big Picture
3. Water Distillation Industrial Experience
4. Water Distillation  $^{18}\text{O}$  Byproduct Opportunity
5. GEH-C & Canadian Water Distillation Experience
6. Water Distillation Process Configuration and Energy Demand:
  - a) Mechanical Vapor Compression
  - b) Industrial Heat Pump
7. Conclusions



# Industrial Scale of Water Distillation

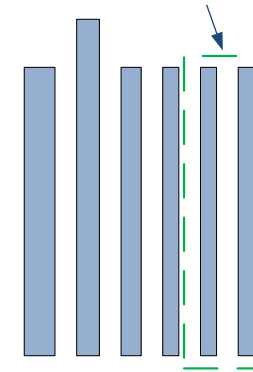
Built 1943-1944



Morgantown, W. VA., Distillation Plant for Heavy Water

Savannah River individual columns were similar in size to current large CANDU® heavy water upgraders.

However, CANDU® upgraders use only two or three columns.



Savannah River  
WD columns Built  
Early 1950s.

Used to upgrade  
heavy water from  
20% to 90%.

Savannah River Water Distillation Plant

- WD technology is now much more compact than in WW II era.
- Canadian heavy water reactor Heat Transport Upgraders routinely recover tritium and deuterium from mostly light water (typical feed is 70% light water, 30% heavy water, and about 1 Ci/kg tritium in the heavy water component ).
- Canadian heavy water reactor Heat Transport Upgraders have been in continuous use since the 1960s, and are the most proven and successful method of large scale light water detritiation, although heavy water upgrading is their primary function.



# WD High Efficiency Packing – Effect on Column Height



Modern WD Columns are tiny in comparison to historical bubble cap tray columns!

Morgantown Type Bubble Plate Column  
(40 x taller than Dixon Ring Lab Column)

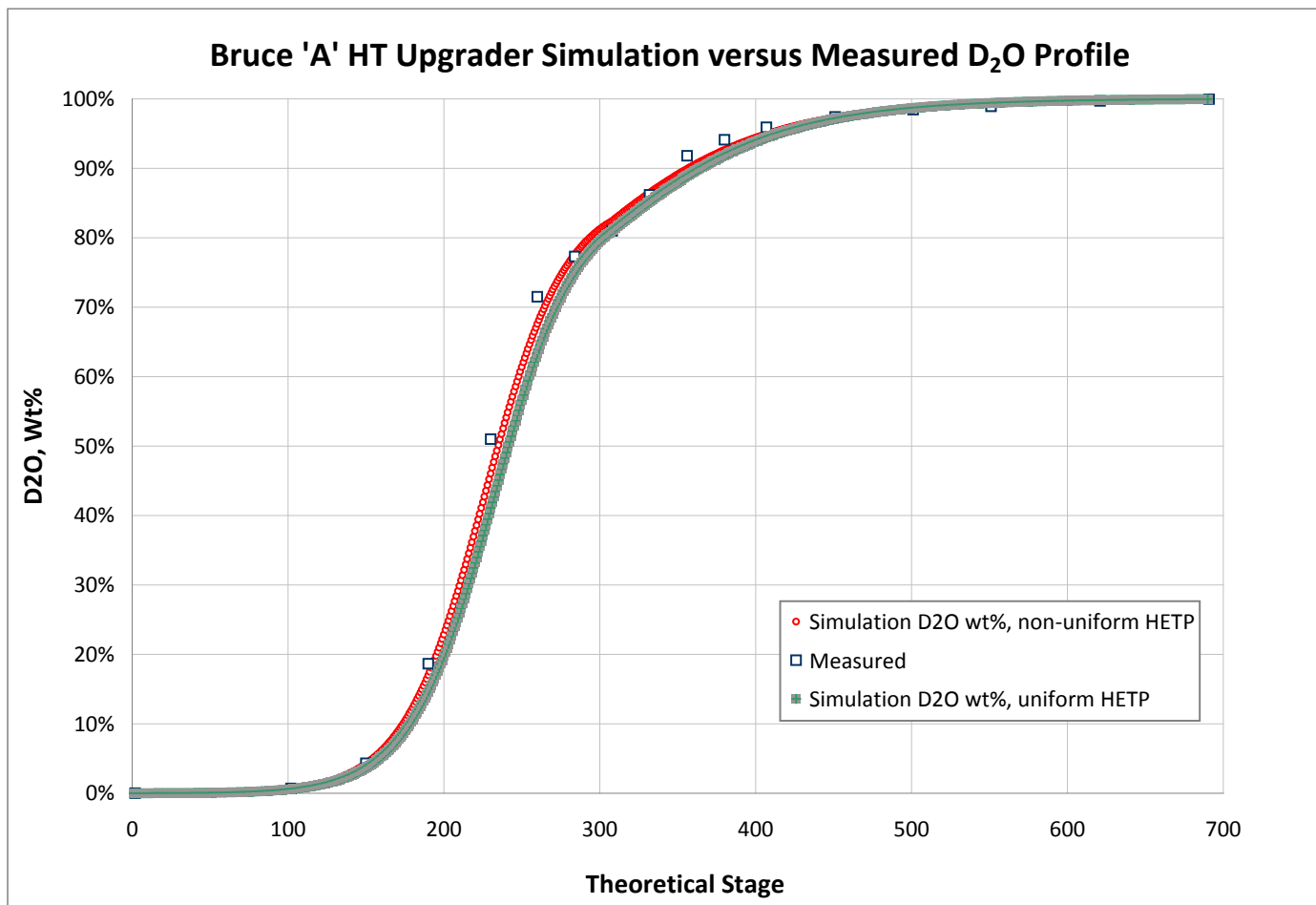
BX Structured Packing  
(CANDU)

CY Structured Packing  
(CANDU)

Dixon Rings or Similar  
Packing for Lab Scale  
Columns

- WW II era used inefficient bubble cap tray columns
- Structured wire gauze packing allows modern WD to be drastically smaller than historical bubble cap tray columns
- Structured packing, like that used in WD columns is used in many other industrial distillation applications at large size.

# Heavy Water Upgrader Experience



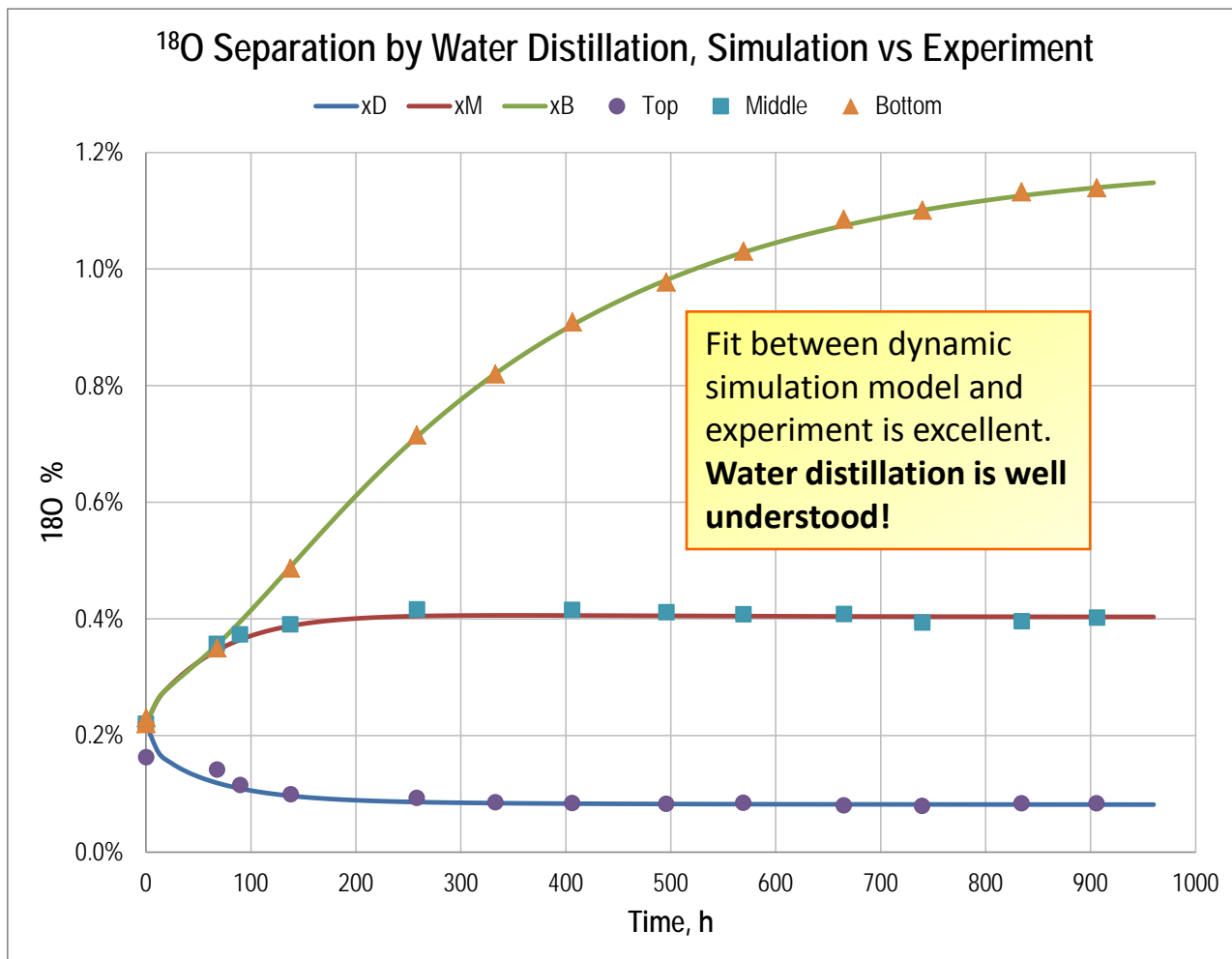
Reference: Ram Davloor, Gretel Steinberg, Anthony Busigin, Salwan Saeed, "Major Rehabilitation of the Bruce A Heat Transport Heavy Water Upgrader and Effect on Overall Upgrader System and Tower Packing Performance", 9th CNS International Conference on CANDU® Maintenance, Toronto, Ontario, Canada, December 4-6, 2011

- Dynamic simulation closely matches measured performance
- Dynamic simulation is used to analyze column behavior with varying feed composition, and to simulate column detritiation prior to maintenance shutdown



# GEH-C Water Distillation Experience

- GE Healthcare built a water distillation system in the UK to recover tritium from water after thermal oxidation of tritiated organic wastes.
- Inactive commissioning demonstrated WD separation performance by separating oxygen isotopes.



# Heat Pump COP Definition

COP = Coefficient of Performance

$$\text{COP} = \frac{Q}{W}$$

$Q$  = Heat supplied to the process

$W$  = Work consumed by heat pump

$$\text{COP}_{\text{heating}} = \frac{Q_H}{W} = \frac{Q_C + W}{W}$$

$$\text{COP}_{\text{cooling}} = \frac{Q_C}{W}$$

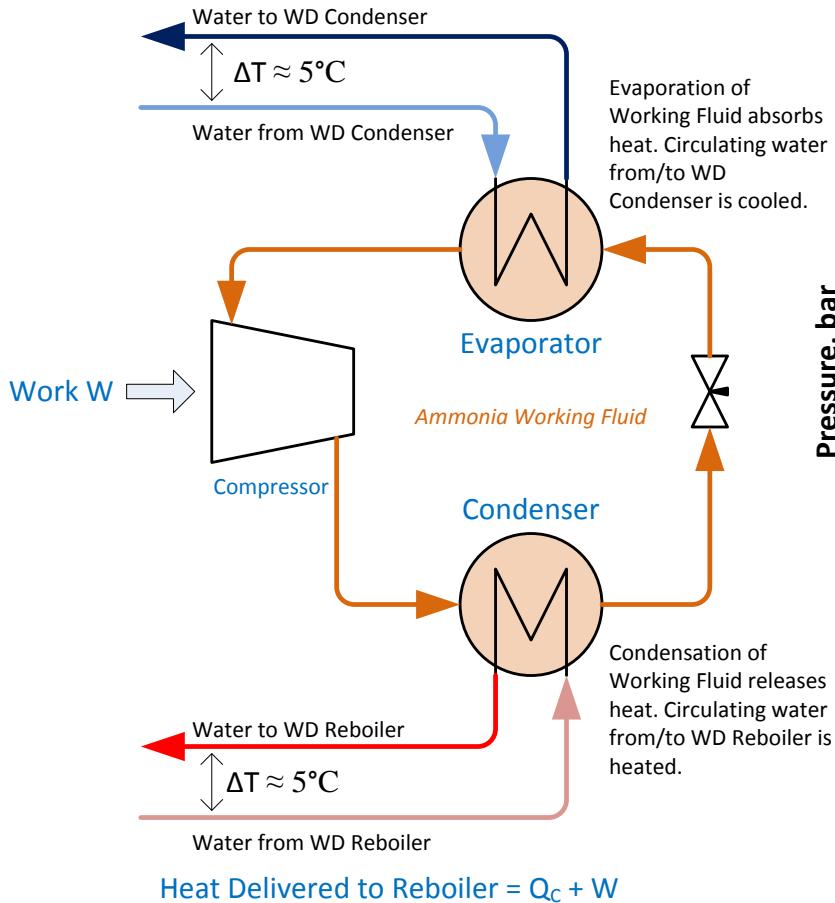
$Q_C$  = heat removed from cold reservoir

$Q_H$  = heat supplied to hot reservoir

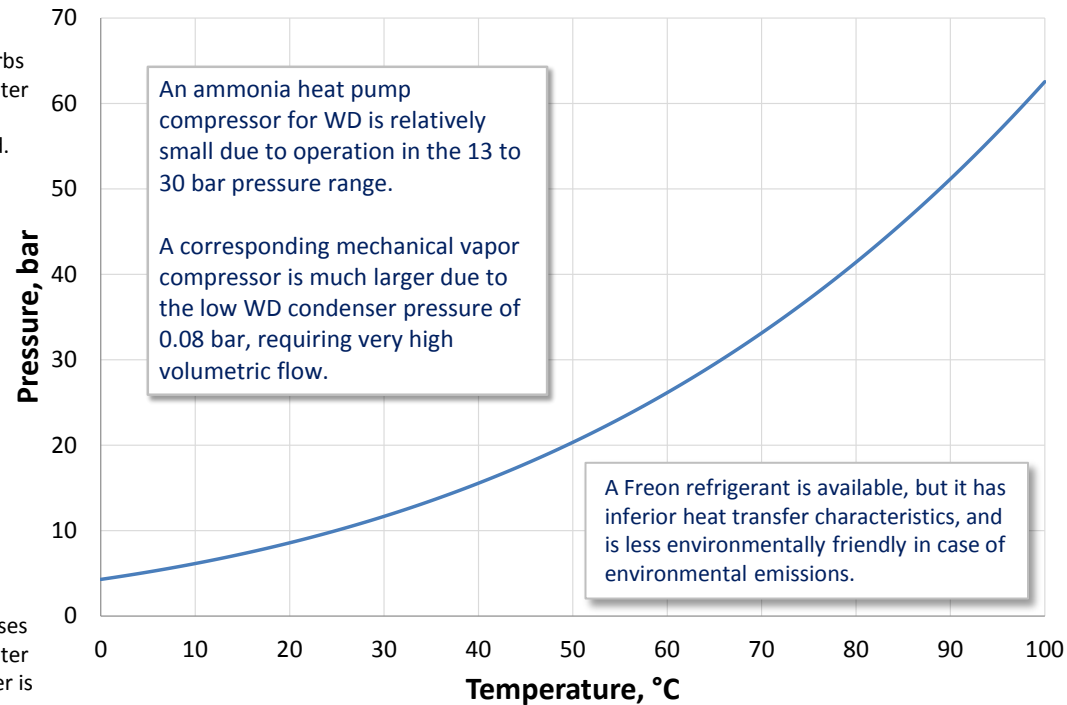


# WD – Industrial Water/Water Heat Pump

Heat Extracted from Condenser =  $Q_c$



Ammonia Vapor Pressure



The Heat Pump working fluid system is hermetically sealed, like a household refrigerator.





# WD Heat Pump Maximum Theoretical Performance

- WD Column Design Characteristics:

$$T_{\text{condenser}} = 315\text{K} (42^\circ\text{C}), P = 8 \text{ kPa}$$

$$T_{\text{reboiler}} = 320\text{K} (47^\circ\text{C}), P = 11.6 \text{ kPa (intermediate reboiler)}$$

$$\Delta T = 5\text{K across condenser and reboiler heat exchangers}$$

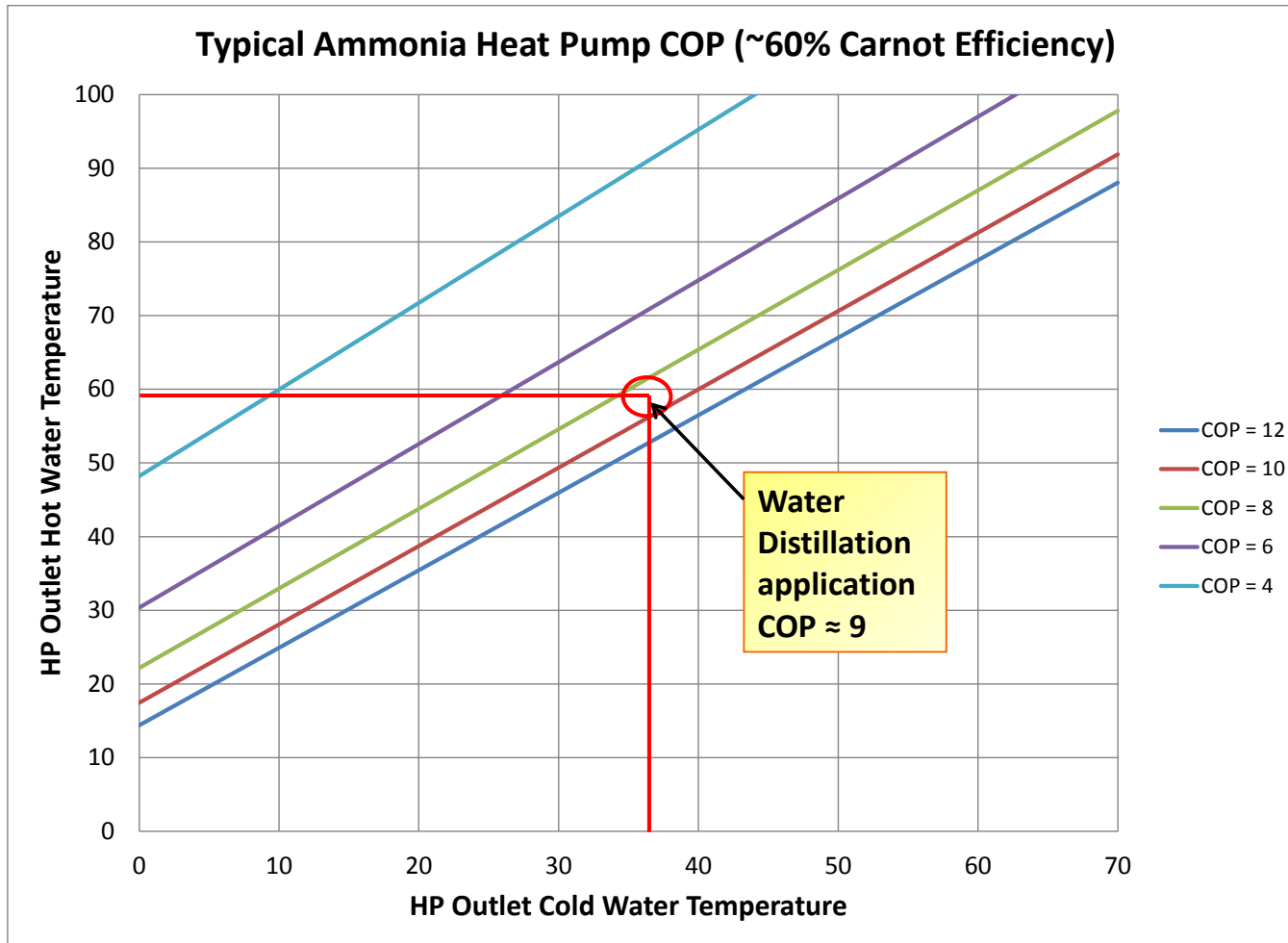
$$\text{COP}_{\text{heating,max}} = \frac{T_{\text{hot}}}{T_{\text{hot}} - T_{\text{cold}}} \approx \frac{(320 + 5)}{(320 + 5) - (315 - 5)} = 21.67$$

- $\text{COP}_{\text{heating,max}}$  is for an ideal Carnot heat pump
- In a practical design,  $\text{COP}_{\text{heating}}$  of 8 to 10 is readily achievable

**1 kW(e) provides 8 to 10 kW(t) of WD boilup.**



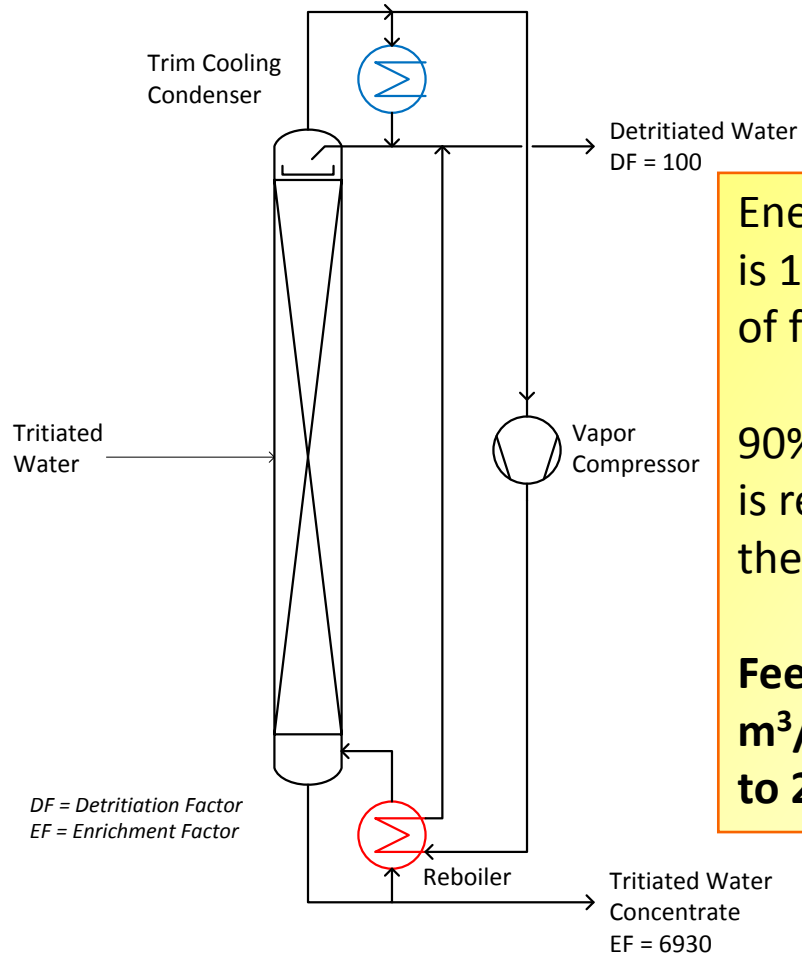
# WD – Industrial Heat Pump 2



- Typical ammonia heat pump performance
- Heat pumps are available in a wide range of sizes
- Compressor operating life is 20+ years
- Units are hermetically sealed



# WD Energy – Direct Mechanical Vapor Compression – Option 2



Energy Requirement  
is 1.4 kW per kg/h  
of feed

90% of heat energy  
is recycled within  
the system

**Feed rate of 500  
m<sup>3</sup>/day corresponds  
to 28 MW(e)**

- Mechanical Vapor Compression (MVC) drastically reduces energy cost of distillation.
- Costs associated with steam boiler system are avoided.
- Water vapor MVC is widely used in water desalination, orange juice evaporation, sugar evaporation, etc.
- Capital cost of vapor compressors is often recovered in just one to two years of energy savings

# Industrial Scale Mechanical Vapor Compressor



- Steam compressors have been used for over 50 years
- Exceptionally high plant availabilities of 96% – 98% are reported
- MVC specific energy consumption of 7-10 kWh/ton distillate is achieved in sea water desalination application
- WD application at 0.08 bar condenser pressure requires large vapor flow of  $7.7 \times 10^6$  m<sup>3</sup>/h for 500 m<sup>3</sup>/day detritiation

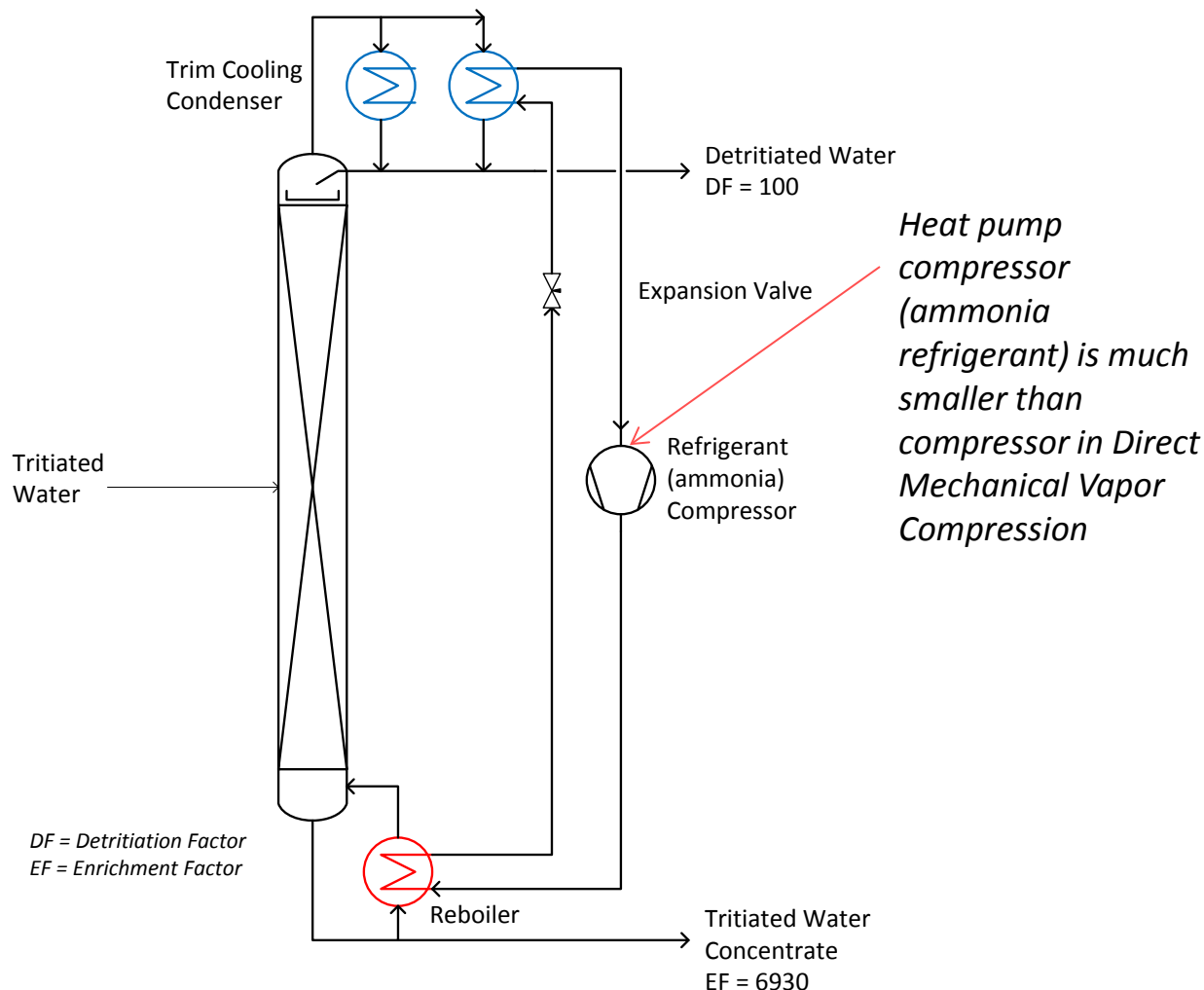
GE Steam Compressors are available from 5,000 to 250,000 m<sup>3</sup>/h. See: [www.ge-energy.com/content/multimedia/files/downloads/Centrifugal\\_Compressors\\_SRL.pdf](http://www.ge-energy.com/content/multimedia/files/downloads/Centrifugal_Compressors_SRL.pdf)



**HITACHI**

Proprietary Information. All Rights Reserved. Not to be used or reproduced without prior written consent from GE Hitachi Nuclear Energy Canada Inc.

## WD Energy – Auxiliary Heat Pump Circuit – Option 3



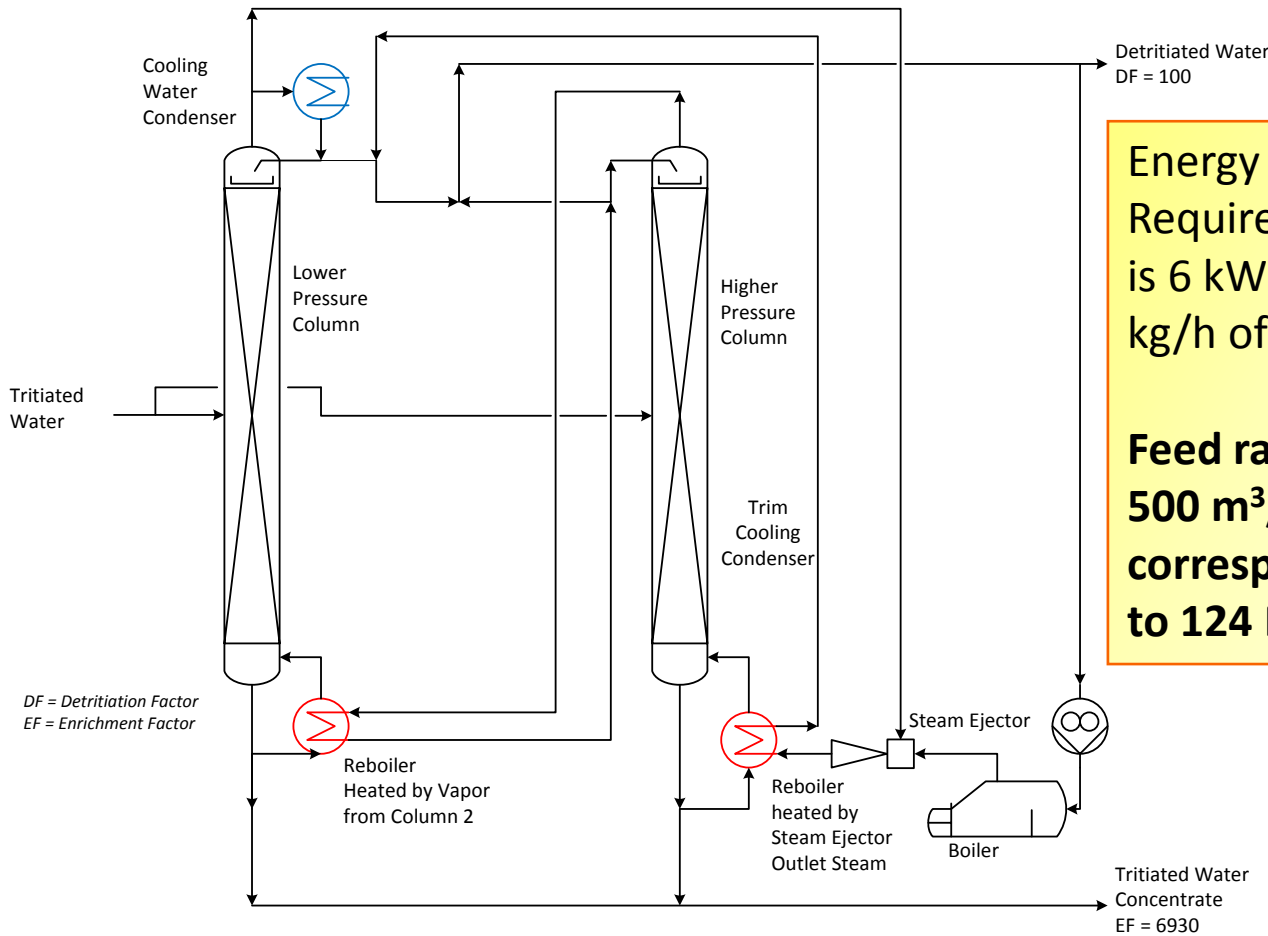
- Auxiliary Heat Pump, ammonia refrigerant, pumps heat from 40°C to 65°C

Energy Requirement is 1.4 kW per kg/h of feed

90% of heat energy is recycled within the system

Feed rate of 500 m<sup>3</sup>/day corresponds to 28 MW(e)

# WD Energy – Multiple Effect Distillation and Thermocompressor Vapor Compression – Option 4

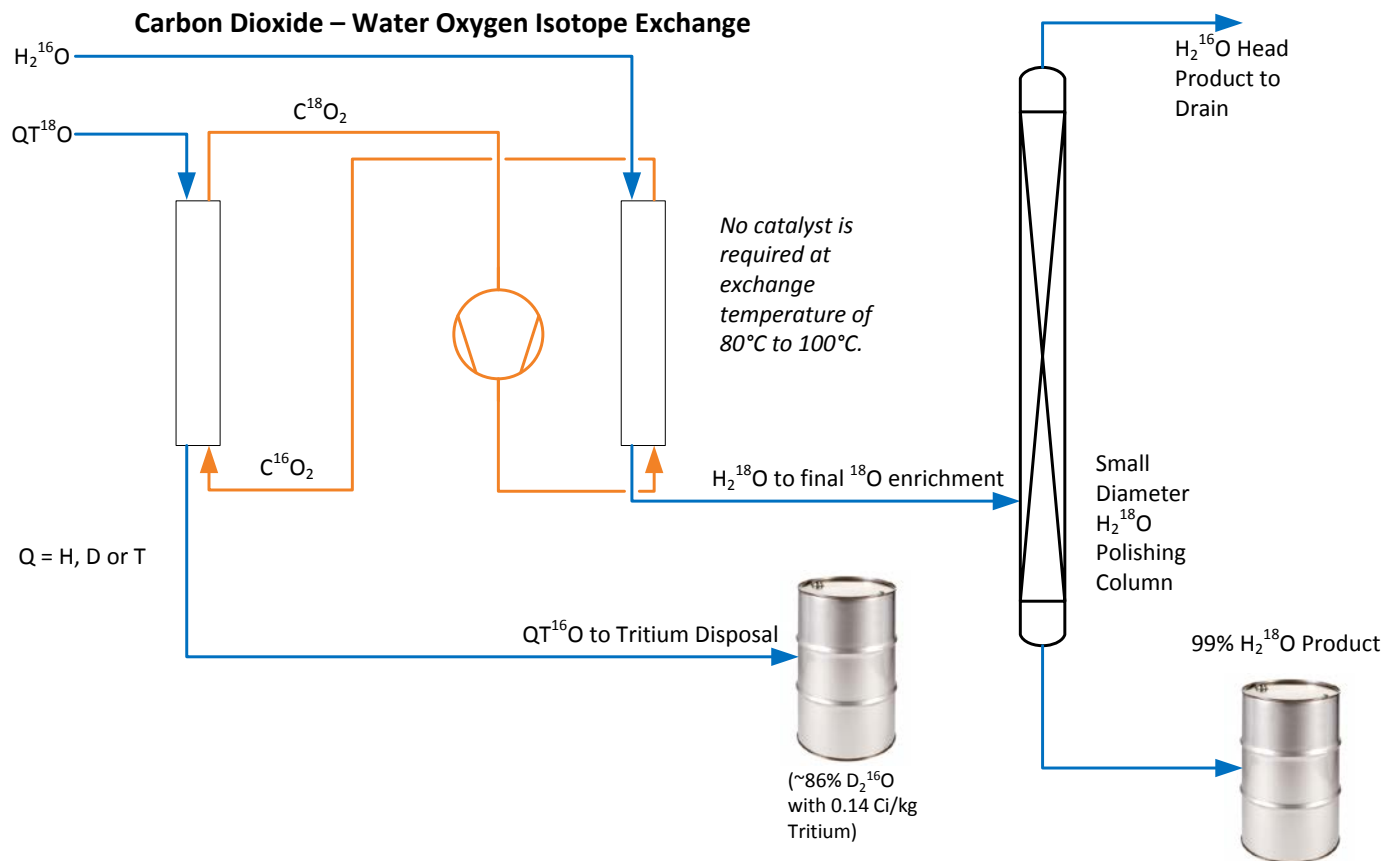


Energy Requirement is 6 kW per kg/h of feed.

Feed rate of 500 m<sup>3</sup>/day corresponds to 124 MW(t)

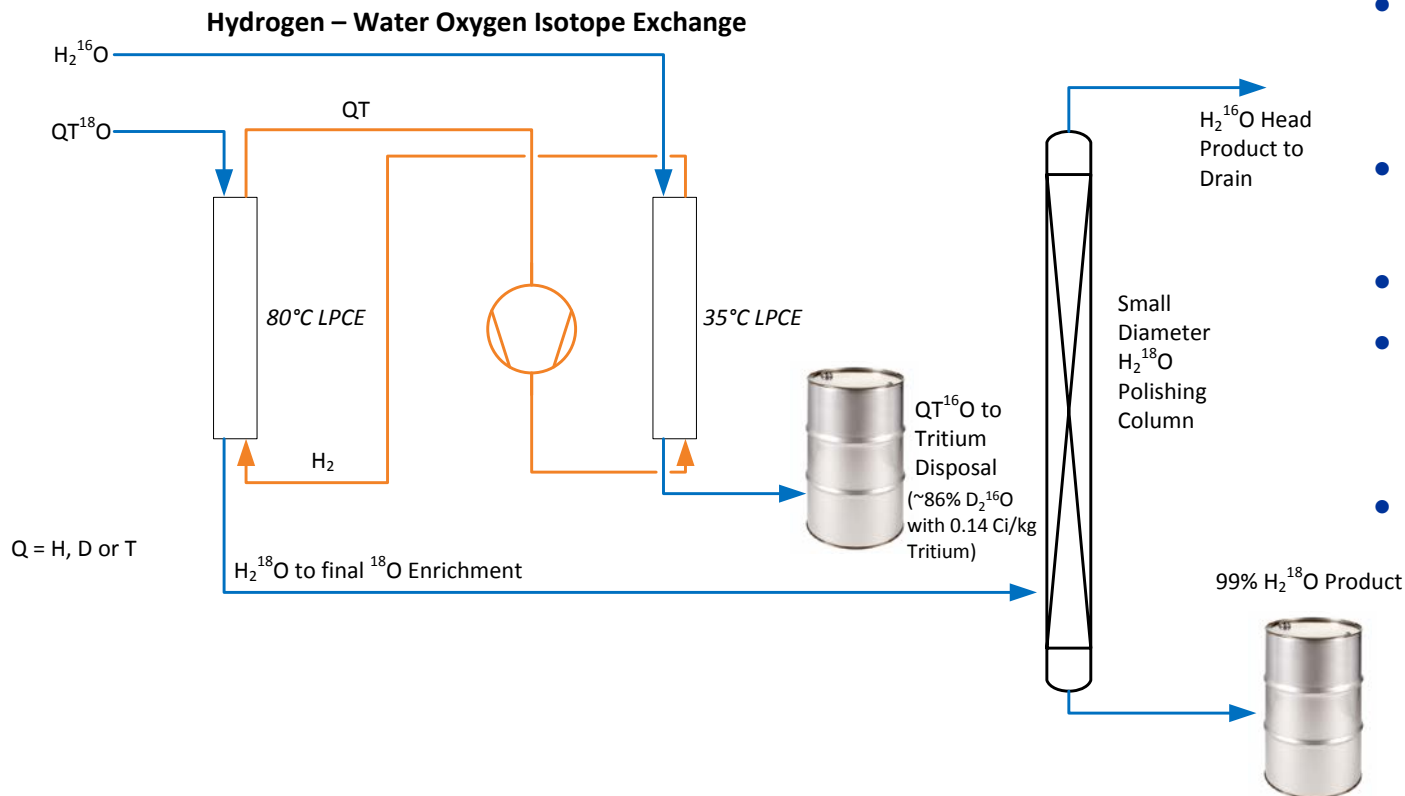
- Relatively complex process with about 60% energy savings as compared to direct heating and cooling.
- Not as much energy savings as with MVC or Heat Pump alternatives
- There are no mechanical compressors in this alternative, so capital cost is lower.

# Recovery of $^{18}\text{O}$ from $\text{QT}^{18}\text{O}$ , Option 1



- No flammability or explosion hazard
- Exchange rate between water and carbon dioxide is well known
- Exchange is slow at room temperature but fast enough at elevated temperature to not require catalyst
- Equipment is small and inexpensive
- $\text{CO}_2$  molecule does not carry tritium

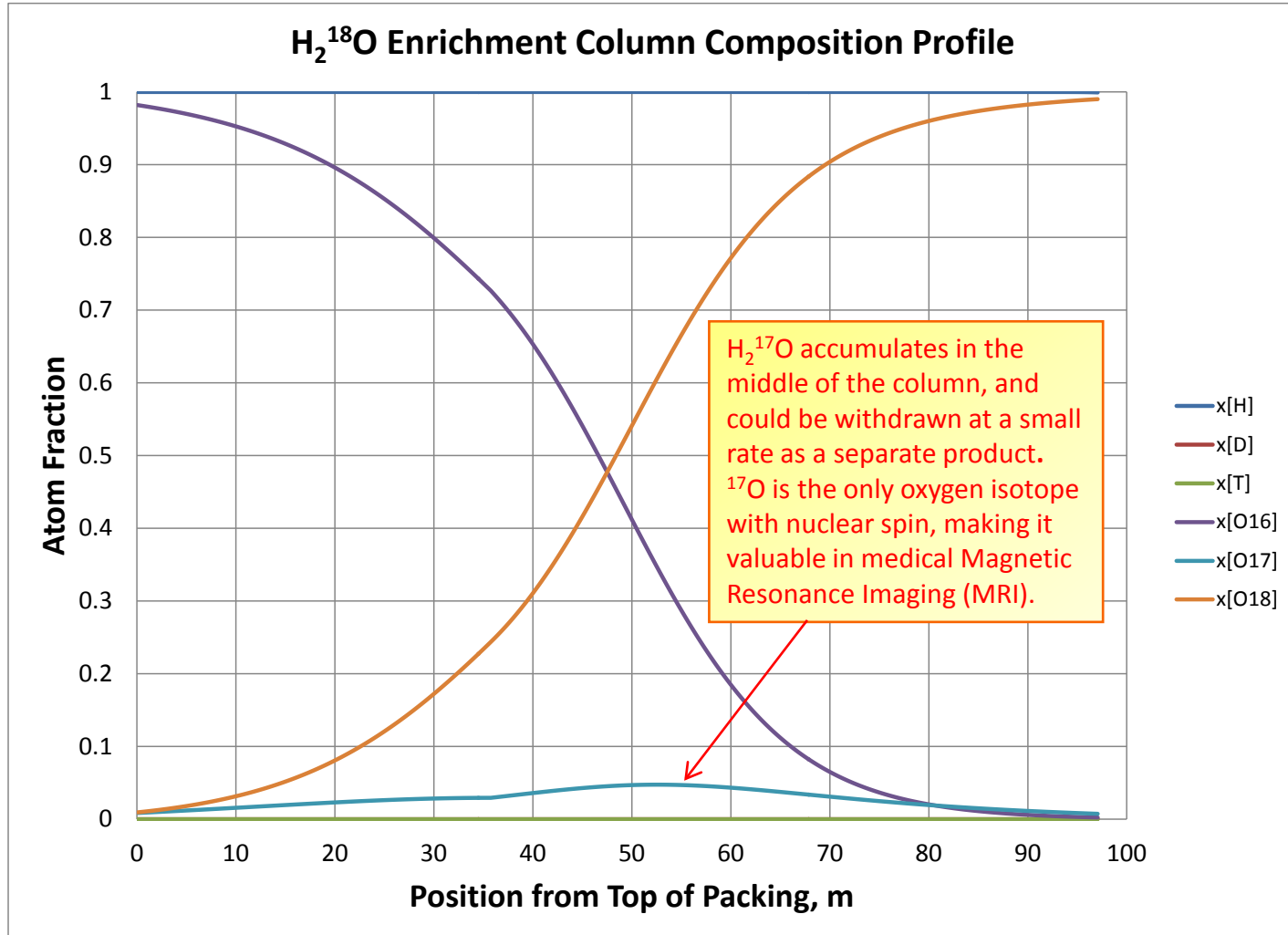
# Recovery of $^{18}\text{O}$ from $\text{QT}^{18}\text{O}$ , Option 2



- Hydrogen flammability and explosion hazard – but safe closed system
- No electrolyser is required
- Small LPCE columns
- LPCE Catalyst is more expensive than inert packing
- $\text{Q}_2$  molecule carries tritium between columns



# H<sub>2</sub><sup>18</sup>O Product Final Enrichment



- Small diameter column to enrich H<sub>2</sub><sup>18</sup>O to 99% purity
- WD is economic technology for H<sub>2</sub><sup>18</sup>O production irrespective of tritium separation
- H<sub>2</sub><sup>18</sup>O product offsets cost of detritiation.



# Water Distillation $^{18}\text{O}$ Byproduct Opportunity

Stable Oxygen Isotope	Natural Abundance
$^{16}\text{O}$	99.758%
$^{17}\text{O}$	0.038%
$^{18}\text{O}$	0.204%



- Almost all the  $^{18}\text{O}$  produced in the world is produced by water distillation
- Market value of  $\text{H}_2^{18}\text{O}$  is about \$100/gram



- $^{18}\text{O}$  is the precursor for  $^{18}\text{F}$  used in Positron Emission Tomography (PET) medical imaging scanners
- $^{18}\text{F}$  is produced by irradiation of  $^{18}\text{O}$  with high energy protons (18 MeV) from a cyclotron.  $^{18}\text{O} + ^1\text{H} \rightarrow ^{18}\text{F} + \text{n}$ . The target material is  $\text{H}_2^{18}\text{O}$ .
- $^{18}\text{F}$  is a positron emitter with a half life of 109.77 minutes.

[http://www3.gehealthcare.com/en/products/categories/pet-ct/pet-ct\\_scanners/discovery\\_iq](http://www3.gehealthcare.com/en/products/categories/pet-ct/pet-ct_scanners/discovery_iq)



**HITACHI**