

Development of Integrated Die Casting Process for Large Thin-Wall Magnesium Applications

Award # DE-EE0005753

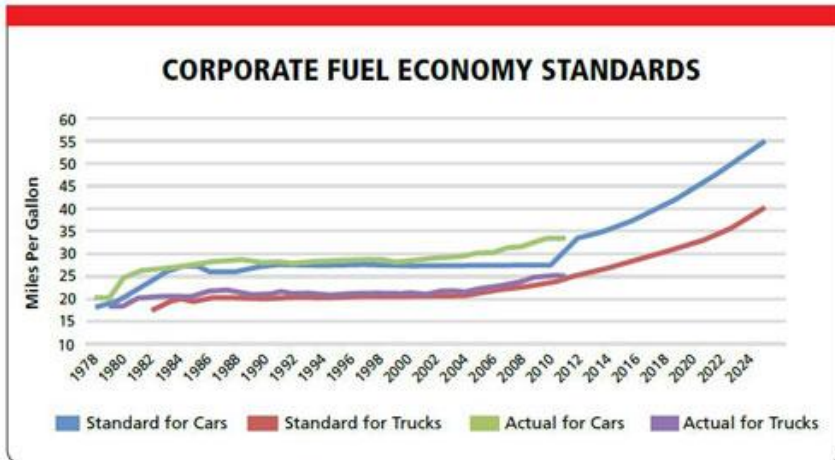
Partners: The Ohio State University, Meridian Lightweight Technologies
September 2012 – August 2016

Jon T. Carter, General Motors Company

U.S. DOE Advanced Manufacturing Office Program Review Meeting
Washington, D.C.
May 28-29, 2015

This presentation does not contain any proprietary, confidential, or otherwise restricted information.

Project Objective



Problem: CAFE standards require significant vehicle weight reductions by 2025.

- ✓ Solution must include a manufacturing process scalable to annual production of millions of vehicles.
- ✓ Vehicles must be competitive in cost, size, quality, and performance.
- ✓ Must meet safety standards.

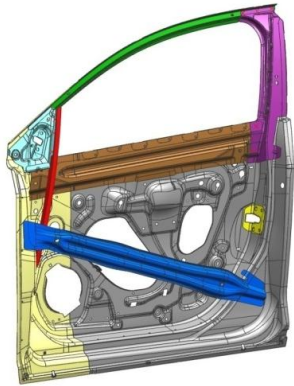
Solution: Design Magnesium die cast automotive components and develop manufacturing process

- Density of Magnesium = 1.7 g/cm^3 , vs. Aluminum (2.7) and Steel (7.8)
- Die casting → metal only where you need it; minimal yield loss
- Die casting → no rolling or welding
- Die casting → scalable to mass production
- Compatible with complex geometric features

Objective: Design, cast, fabricate, test

- Buick LaCrosse door
- Head-to-head comparison—Magnesium vs. Steel

Technical Approach

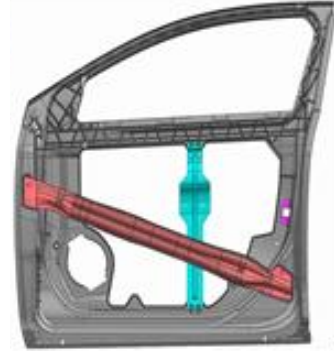


Today

- Sheet steel pieces with different thicknesses
- Welded and hemmed together
- Stamped into shape
- Excess discarded
- Some headerless have Mg panels, but typ. >3mm

New Approach

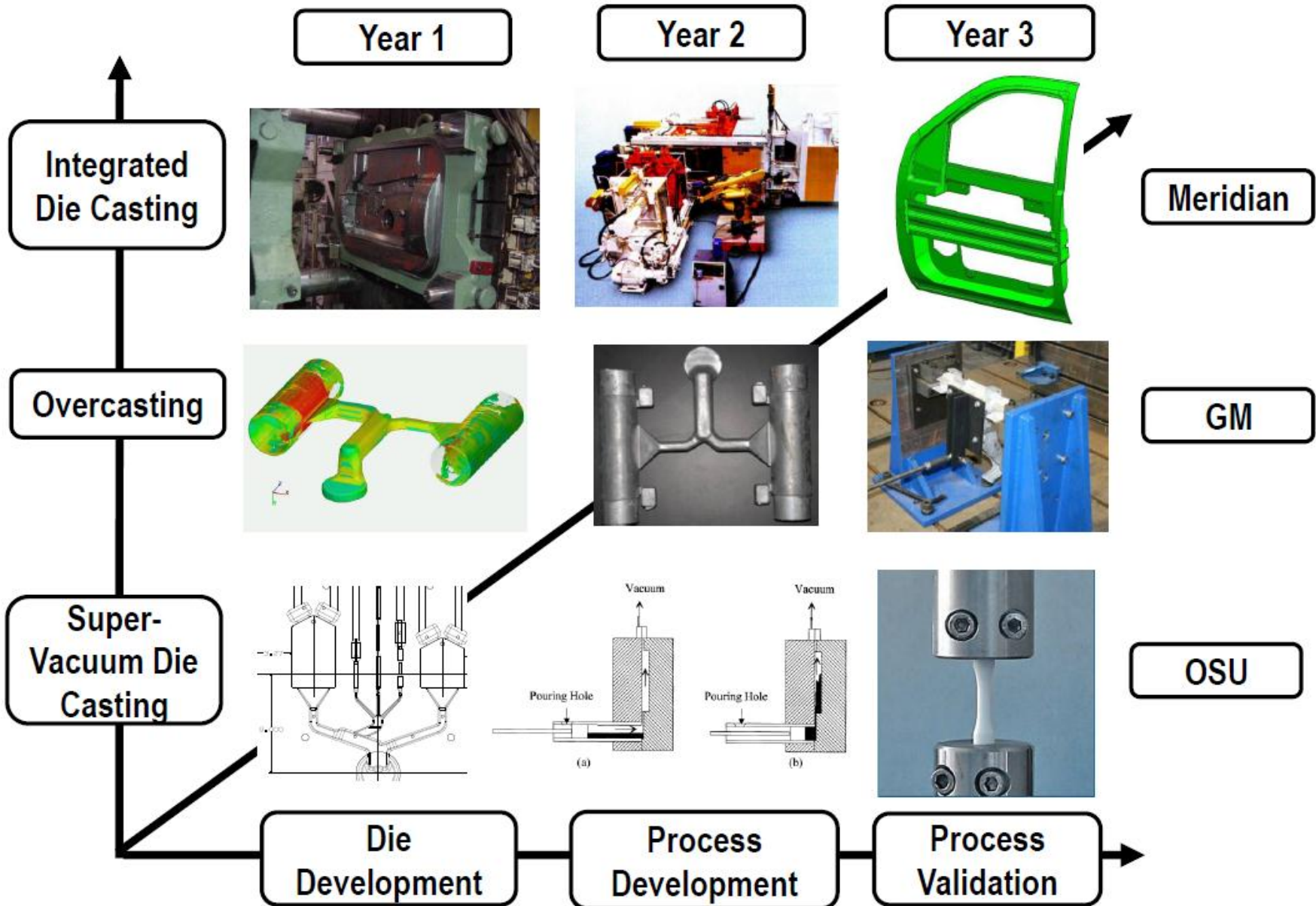
- Single Mg component + steel reinforcing bar
- Advanced Mg-Al-Sn alloy for higher strength and ductility
- Super vacuum die casting for complete fill
- Improved ductility with less entrapped air
- Meridian, EDAG, and GM have experience with die cast Mg components



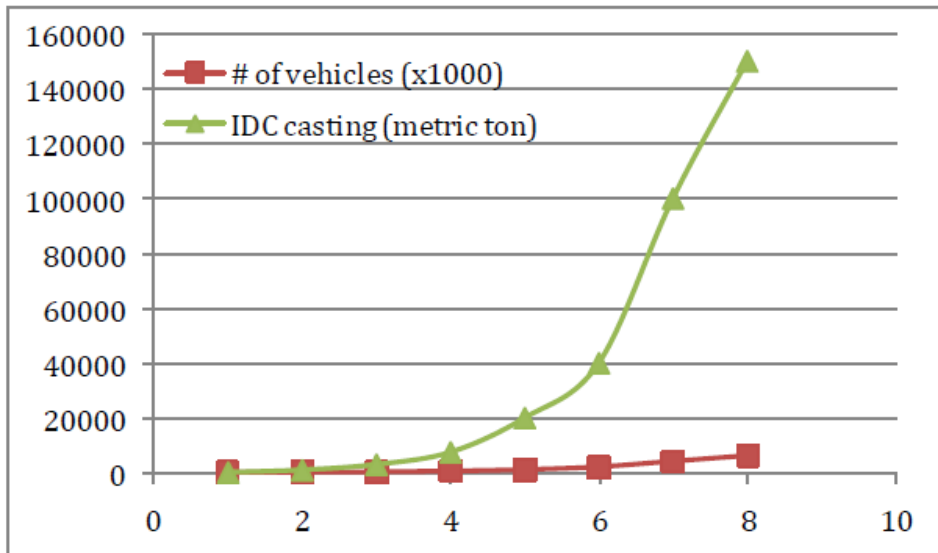
Why this is a difficult problem:

- Low modulus of Mg → need design innovations to compensate
- Cannot cast closed sections → need design innovations to compensate
- Pushing the state-of-the-art for production wall thicknesses: 3mm → 1.5mm
- Complete filling of die cavity—significantly more difficult with thin walls
- Galvanic corrosion if Mg touches steel in wet areas
- Sharp fracture edges must be managed (ductility lower than steel or aluminum)

Integrated Die Casting (IDC) Process Project Scope



Transition and Deployment



Projected commercialization ramp-up
in years from project completion date

Market: automotive

Applications: side doors, cars and
trucks

Benefits

- Reduced part count
- Fewer manufacturing steps
- 50% less embodied energy
- 50% less weight
- Improved fuel economy, economical route to meet CAFE standards

Transition and Deployment

Commercialization approach

1. Implement at GM:
 - Estimate the cost penalty and door mass reduction likely with this technology
 - compare with the \$/kg-reduced for other technologies
 - implement on an appropriate car model.
2. After GM success, Meridian will aggressively market the technology to other automotive OEMs and other manufacturers

Technology sustainment model: Pursue continuous improvement to cut the cost penalty per unit mass reduction, and thereby allow for more widespread implementation.

Measure of Success

Success

- A low-energy, lightweight, door technology option for car makers

Energy impact (from technical energy models)

- 50% (0.1 Million Btu per door) less embodied energy than current sheet steel door.
- 7.4 kg/yr/vehicle CO₂ reduction through improved vehicle fuel economy due to 60% door mass.

Economic impact (from technical cost models)

- Goal: \$1,500,000 cost saving per 100,000 doors vs. steel.

Project Management & Budget

	DIE DEVELOPMENT (Budget Period 1) 9/1/12 – 11/30/14
Task 1	Die design, simulation and manufacturing
Milestone 1	Delivery of test specimen die, vacuum capability, overcasting die, and door inner die design.
Gate 1	Die Review (Complete cavity fill and 1.5-2 mm thin-wall capability)
	PROCESS DEVELOPMENT (Budget Period 2) 12/1/14 - 11/30/15
Task 2	Casting process development
Milestone 2	Delivery of door inner die, SVDC, overcasting and IDC process parameters and test specimens/castings.
Gate 2	Process Review (less than 1% porosity and 1.5-2 mm thin-wall capability)
	TESTING AND VALIDATION (Budget Period 3) 12/1/15 – 8/31/16
Task 3	Testing and validation
Milestone 3	Delivery of specimen, component and door system test results
	PROJECT MANAGEMENT (All 4 years / entire project period)
Task 4	Project planning, coordination and reporting
Milestone 4	Delivery of energy efficiency of integrated die casting process
Gate 3	Final Review (50% energy efficiency improvement, economic benefits)

DOE Investment	2672
Cost Share	668
Project Total, k\$	3340

Results and Accomplishments

Status

Task 1: Done.

Task 2: Underway.

Milestones & Results

Stiff door designed.

Dies designed and built.

Casting trials run in door die
and specimen die.

Age hardening of Mg-7Al-2Sn-xSi.

Coupon corrosion testing.

Work to do

Develop door panel die.

Build and test doors and components.

Optimize ATS alloy composition
and T5 heat treatment.

