

BBVA

BBVA Project & Structured Finance





Greece Nears the Precipice, Raising Fear

Greece To Be Saved By Conference Call

European Interbank Rates Climb

Libor inquiry looks at criminal angle

\$96 billion of asset sales

Economists Put Even Odds on Euro Zone Breakup

Geithner warns EU of 'catastrophic risk'

In Europe, echoes of Lehman, Carville Advises Obama To 'Panic'
with much bigger consequences



Lending will suffer as banks face painful liquidity requirements

Rogue Trader Hit Firm



Central banks act to help Europe lenders

China Called On as Lender of Last Resort

"Treasonous"

China urges US to 'live within its means'

Federal Reserve: GOP's whipping boy

"I am committed to not raising the debt ceiling."

Bachmann Says U.S. Will Retain Credit Rating Without Debt Rise



Research Update:

United States of America Long-Term Rating Lowered To 'AA+' On Political Risks And Rising Debt Burden; Outlook Negative



Partisan lines harden over supercommittee


Where's the Supply-Demand Balance?

- ❖ Tight interbank market
- ❖ European debt crisis

- ❖ E.U.'s bank recap plan
- ❖ Basel III

- ❖ Low economic growth
- ❖ Low PPA prices

- ❖ Looming PTC/Cash Grant Expiration



Where's the Supply-Demand Balance?

- ❖ Liquidity flowing
- ❖ Euro banks back
- ❖ New market participants

- ❖ Capital markets extremely active
- ❖ Surplus of capital trying to deploy

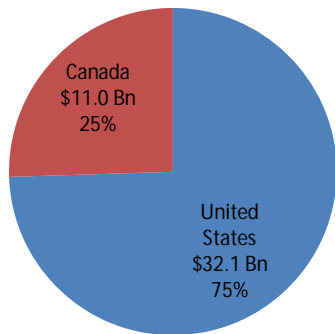
- ❖ Low (but stable?) economic growth
- ❖ PPAs scarce
- ❖ Looming PTC/ITC expiration

- ❖ Low gas price driving increased # of oil & gas and petrochem projects
- ❖ P3 transactions moving forward?
- ❖ Capital more receptive to hedges/demand risk

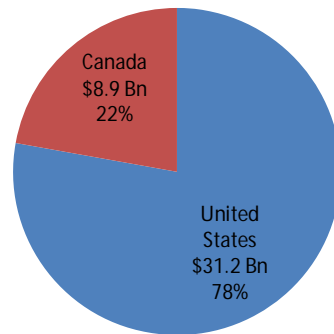


Total North American PF Volume 2011-1H2014: \$160Bn

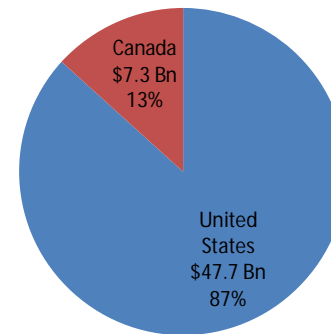
2011: \$43.1 Bn



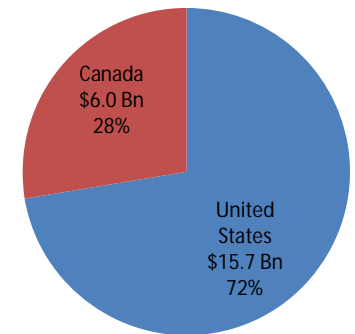
2012: \$40.1 Bn



2013: \$55.0 Bn



1H2014: \$21.7 Bn



- **US dominates, but Canada is significant**
- **Backlog of big LNG financings. How will 2014 end?**

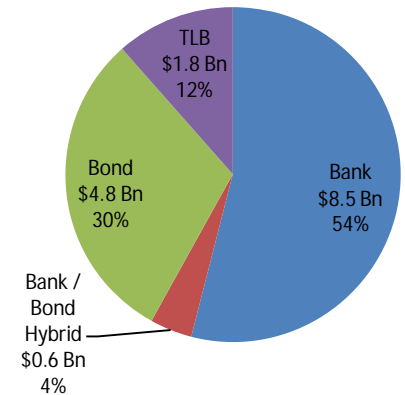
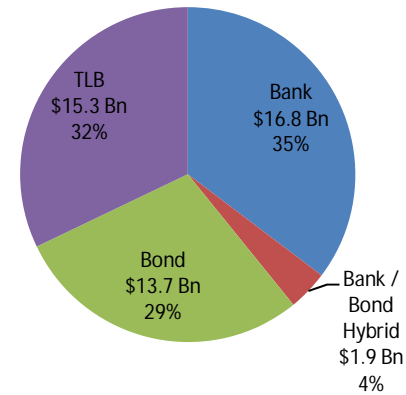
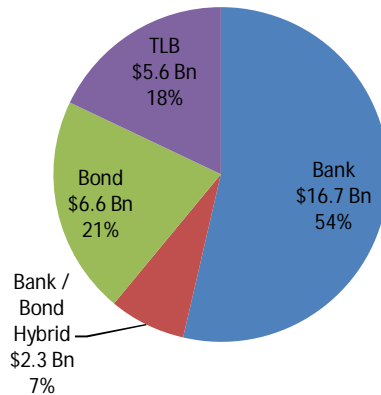
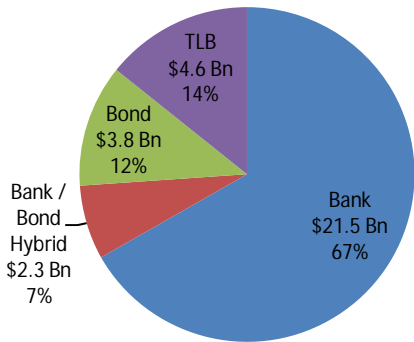
Total US PF Volume 2011-1H2014: \$127 Bn

2011: \$32.1 Bn

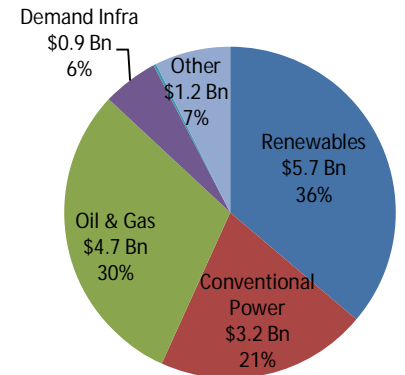
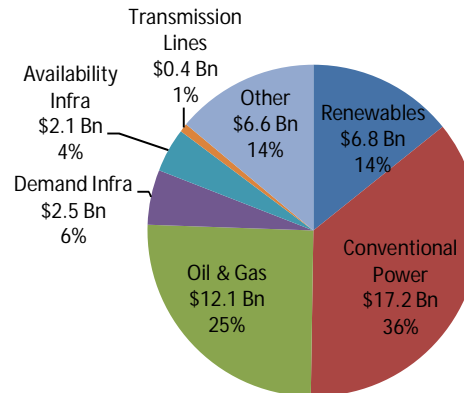
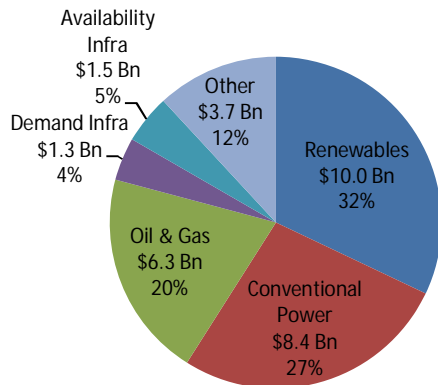
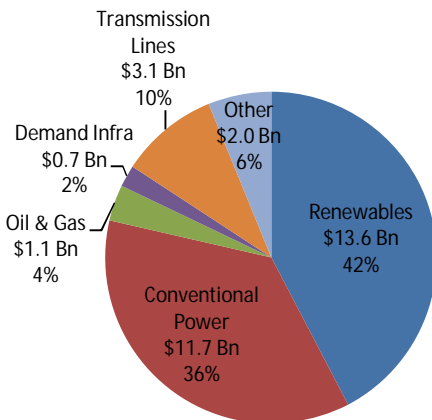
2012: \$31.2 Bn

2013: \$47.7 Bn

1H2014: \$15.7 Bn



Bank lending making a comeback?



Energy dominates in US; oil & gas segment continuing to grow