

# 2013 Merit Review: EPAct State and Alternative Fuel Provider Fleets

## “Alternative Fuel Transportation Program”

Dana O’Hara, Department of Energy

Ted Sears, National Renewable Energy Laboratory

Vehicle Technologies Office

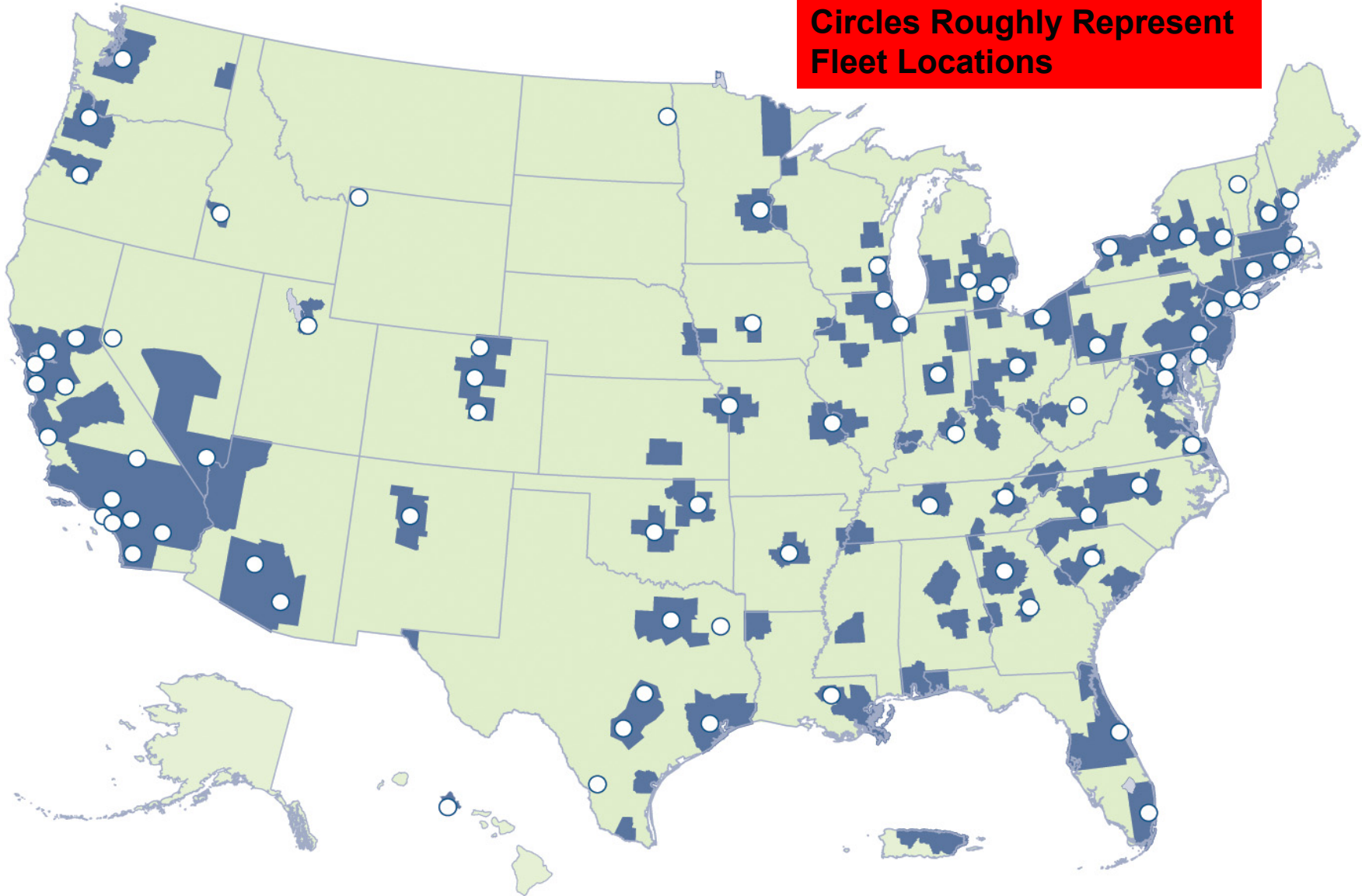
Thursday, May 16, 2013

Project ID: **TI014**

- ❑ Background on SFP Program
- ❑ Overview
- ❑ Objectives
- ❑ Milestones/Activities
- ❑ Approach
- ❑ Accomplishments/Progress/Results
- ❑ Future Work
- ❑ Summary

- ❑ Energy Policy Act (EPAAct) of 1992 Required DOE to establish an Alternative Fuel Transportation Program
  - Primary purpose to promote Replacement/Alternative Fuels through the acquisition of light-duty AFVs
- ❑ Regulatory Process Initiated in 1994
- ❑ Mandatory Compliance Started in Model Year (MY) 1997
- ❑ Annually ~300 State and Fuel Provider (SFP) Entities Must Meet Annual Requirements

**Circles Roughly Represent  
Fleet Locations**



## □ Timeline

- Ongoing Regulatory Compliance Program
- Arising from EPLA 1992
- With Subsequent Legislative Amendments
  - Energy Reauthorization Act of 1998 (ECRA)
  - EPLA 2005
  - Energy Independence and Security Act of 2007 (EISA)

## □ Budget

- Funding in FY12 (\$2.0M, SBIR/STTR removed)
- Funding in FY13 (\$1.9 M, full year CR inclusive of SBIR/STTR)
- Funding in FY14 (\$2.0M, budget request inclusive of SBIR/STTR)

- ❑ Petroleum Reduction and Replacement
- ❑ Implement the EPA Act Alternative Fuels Transportation Program
  - Ensure Compliance with Regulatory Requirements for ~300 Fleets
  - Interpret/Analyze Legislative Requirements
  - Collect, Store, and Analyze Data Covered Fleets Submit to Comply with EPA Act SFP Requirements
- ❑ Encourage/Empower Fleets to Go Beyond Standard Compliance Requirements to Reduce Petroleum Use
- ❑ Partnering with Clean Cities & Federal Fleet Programs

- ❑ Annual Reporting (12/31/12)
- ❑ Exemptions and Exclusions
- ❑ Interpretative Rulings
- ❑ Documentation
- ❑ Rulemaking (6/13)
- ❑ Alternative Fuel Petitions
- ❑ Reports
- ❑ Outreach

- ❑ Strong Focus on Ensuring Fleet Compliance
  - Flexible Options
  - Enhanced Outreach and Education
  - Working with Deficient Fleets
- ❑ Documentation
- ❑ Online Tools and Decision Support
- ❑ Regulation Modification/Update



## □ Regulatory Process

- EISA Section 133 Proposed Rule
  - Reporting Requirements
  - Exemptions
  - Credits
  - Revision of Database
- Draft Alternative Compliance Revisions
- Review of the Current Regulatory Language

- ❑ Compliance/Enforcement
  - Standard Compliance 2012
  - Alternative Compliance 2012
  - Identified Additional Covered Fleets
  - Site Visits
  - Enforcement Plan

## □ Administration

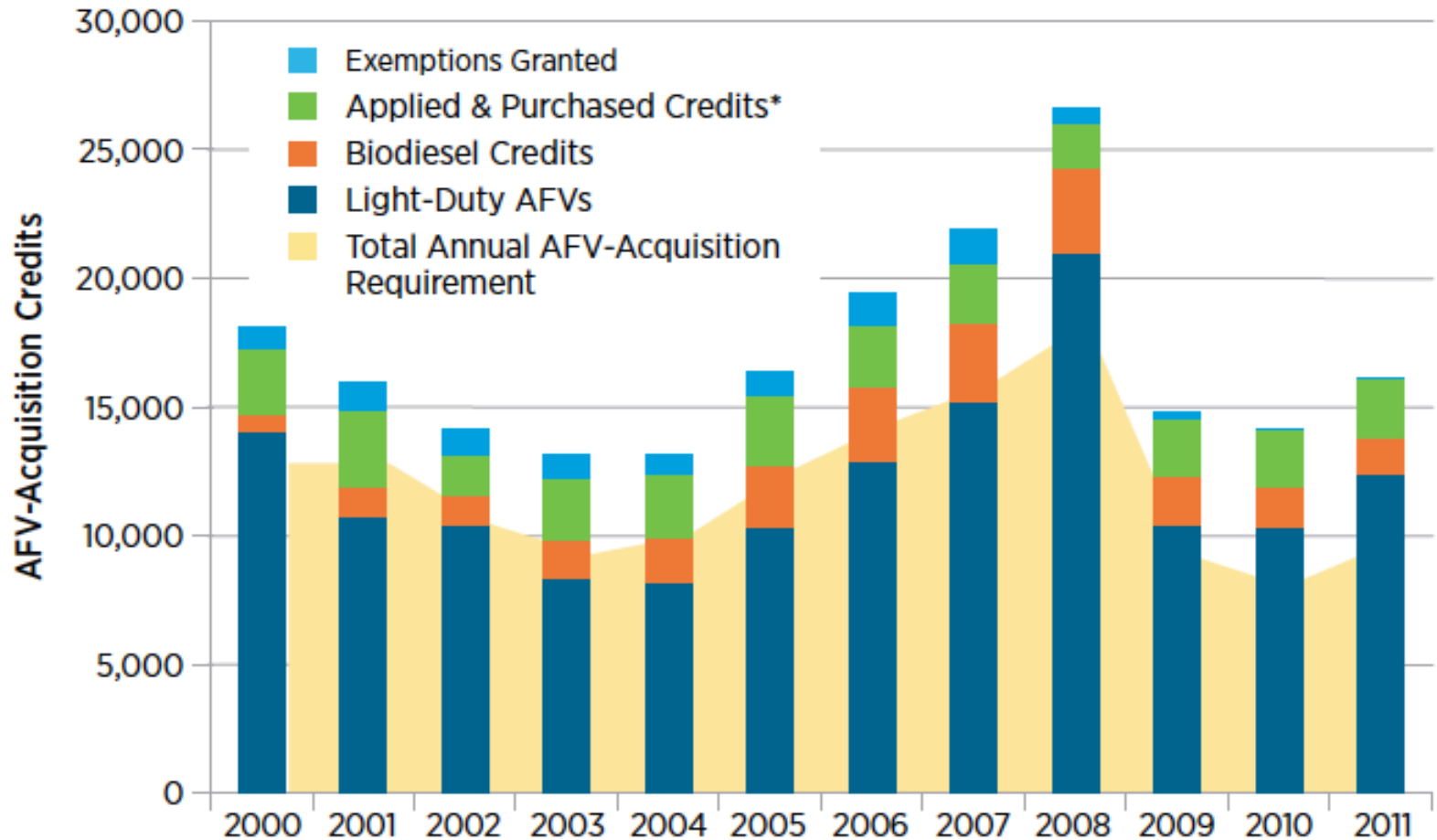
- Addressed Policy Positions
- Addressed Interpretive Rulings
- Implementing Program's Document Disposition Schedule
- Standard Operating Procedures Documentation
- Upgrading Program Database

## □ Outreach & Assistance

- Online Standard Compliance Annual Reporting Tool
- Deployed Online Exemption Request Tool
- Enhanced Public Petroleum REduction Planning (PREP) Tool
- EPA Act Stakeholder & Fuel Retailer Workshops
- Developing Workshop Toolkit and Training Course

- ❑ Deployment of Various Vehicle Technologies Via:
  - Standard Compliance
  - Alternative Compliance
- ❑ 40-50 million Gasoline Gallon Equivalents (GGE)
- ❑ 100% Compliance

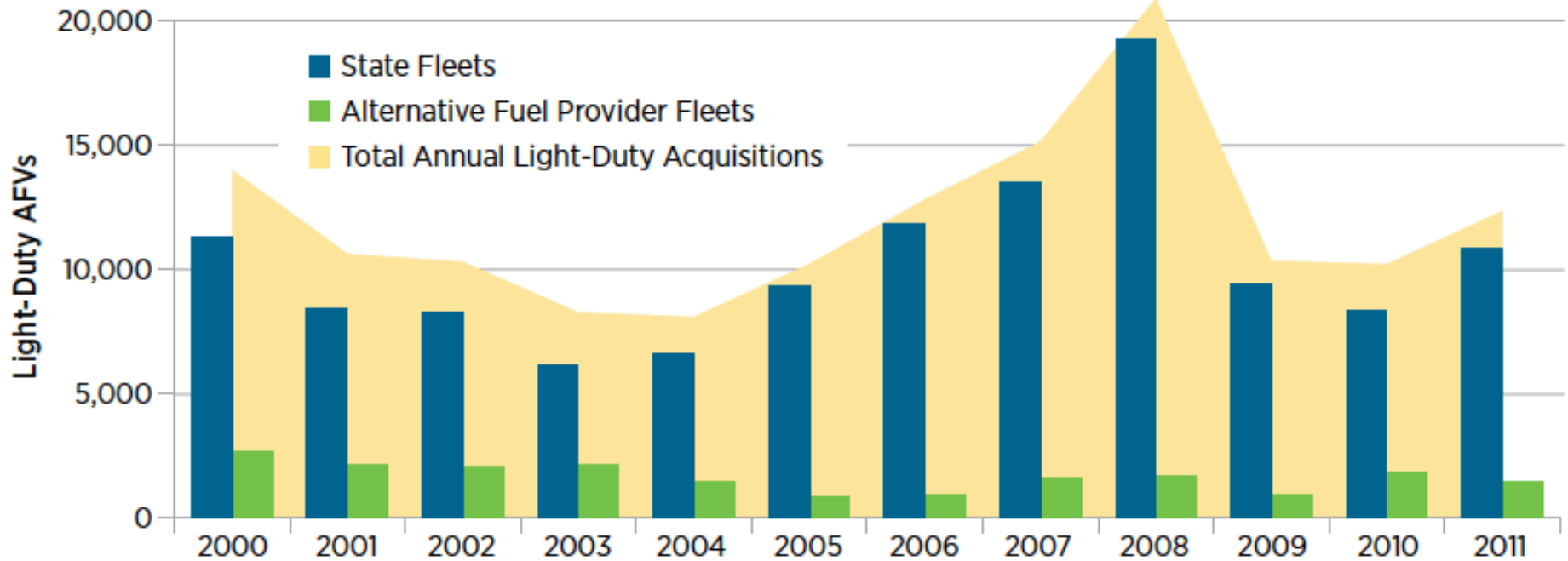
## Standard Compliance Methods



\*Purchased credits can be banked for future use.

NOTE: MY2012 data not yet complete

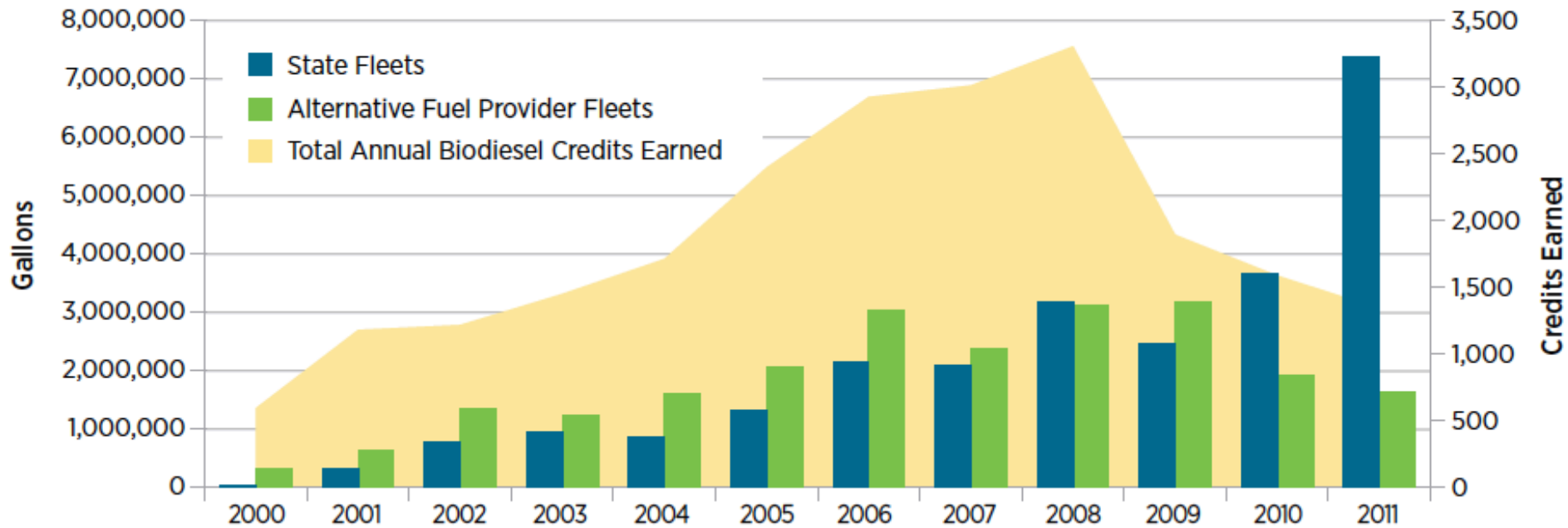
### Light-Duty AFV Acquisitions



NOTE: MY2012 data not yet complete

\*Includes only all gallons reported

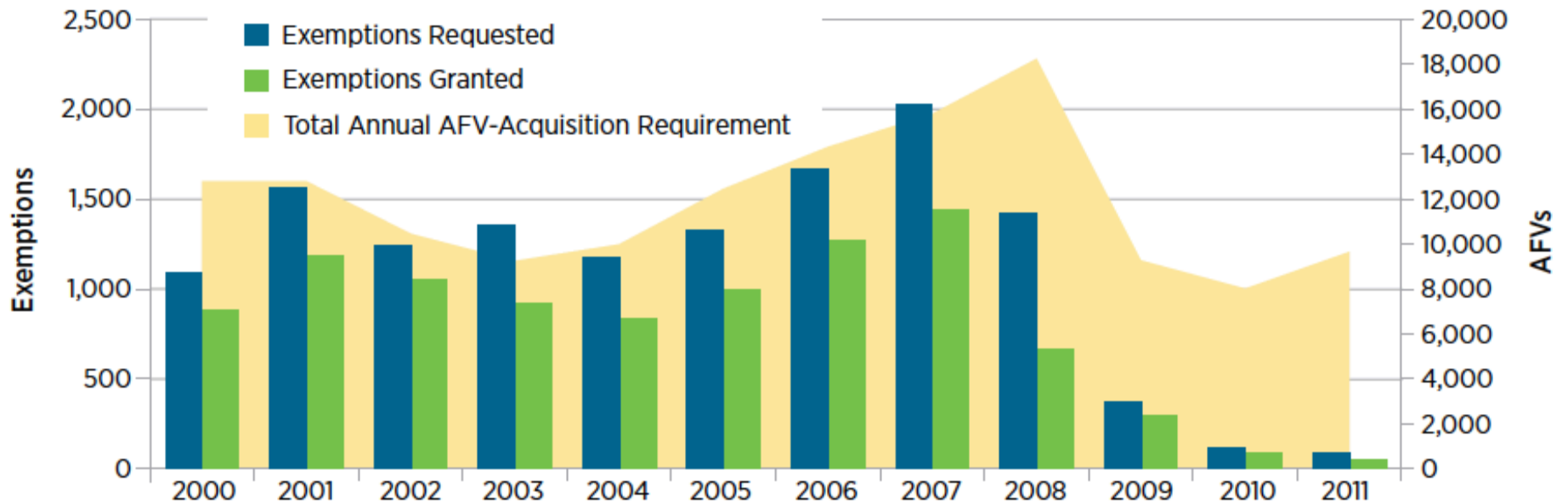
### Annual Biodiesel (B100) Use and Biodiesel Credits Earned



NOTE: MY2012 data not yet complete

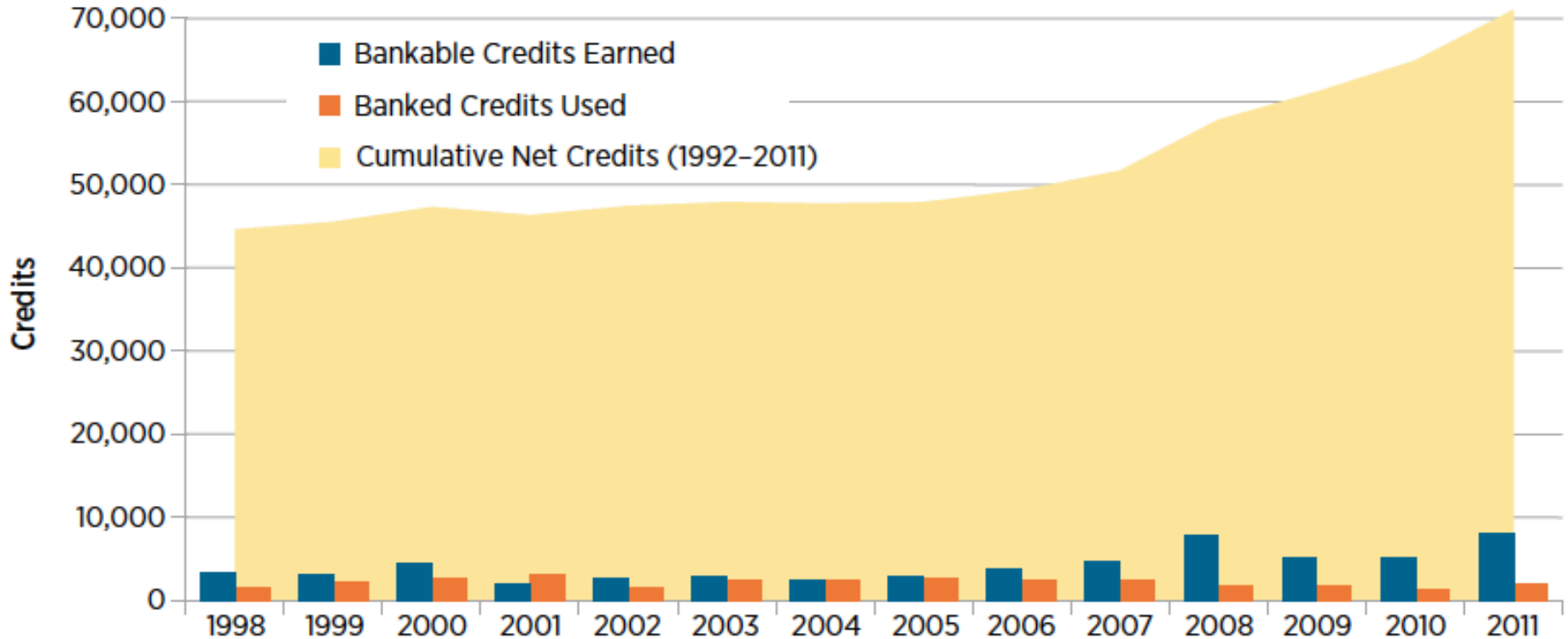


### Annual Exemptions Requested and Granted Compared to Total AFV-Acquisition Requirement



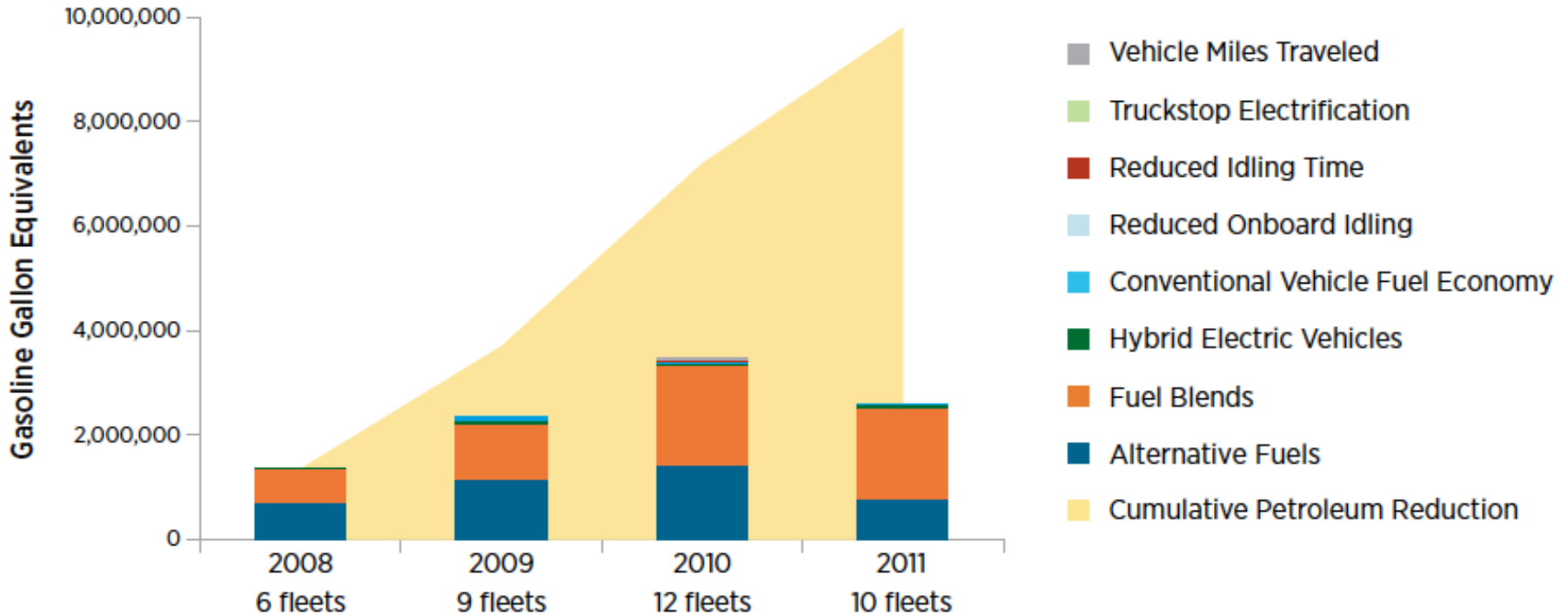
NOTE: MY2011 data not yet complete

### Annual Credits Earned and Used



NOTE: MY2012 data not yet complete

**Petroleum Reductions Achieved by Alternative Compliance Strategy**



***MY2011 AC efforts = over 2.6m GGE of petroleum reduced from 10 fleets***

***MY2010 = over 3.4m GGE***

***MY2009 = over 2.4m GGE***

NOTE: MY2012 data not yet complete

- ❑ EPAAct Workshops
  - Clean Cities and Federal Fleet Programs
- ❑ Clean Cities Program
  - Incentives and Laws
  - Clean Cities Coordinator Training
  - Clean Cities Annual Retreat
- ❑ Alternative Fuel Petitions
  - Involves Reviews Cutting Across Various Programs
- ❑ Coordination with Fleets and Other Stakeholders to Facilitate Infrastructure Deployment
  - DOE Collaborating with Industry and Other Labs (Rulemaking, Hearings, Conferences, Other Outreach)

- ❑ Additional Site Visits
- ❑ Regional EPA Act Workshops
- ❑ Revision of Alternative Compliance Program
- ❑ Develop Online Compliance Tools
- ❑ Analyze Other Existing Fleets for Potential Coverage
- ❑ Issue EISA Section 133 Final Rule
- ❑ Develop Tool Kits for Best Practices
- ❑ GIS Analysis for Fleet Vehicles and Re-Fueling Infrastructure
- ❑ Documentation of Processes and Decisions
- ❑ Make Available Online Reporting for Additional Compliance Options

## □ Objectives

- Petroleum Reduction and Replacement
- Deploy and Encourage Technology Acquisitions
- Collect, Store, and Analyze Data
- Encourage/Empower Fleets to Go Beyond Standard Compliance Requirements
- Ensuring Compliance with Statutory Requirements

## □ Approach

- Careful Development of New Requirements
- Develop Flexible Approaches
- Extensive Outreach and Technical Assistance
- Analysis & Interpretive Rulings
- Documentation
- Online Tools and Decision Support

## □ Results

- Compliance Rate of 100%
- Deployment of Various Vehicle Technologies Via Standard Compliance & Alternative Compliance
- 40-50 million GGE of Petroleum Replacement Per Year (Conservative Estimate)

## □ Future Work

- Enhancing Flexibility
- Streamlining Program
- Continue Documenting Decisions and Processes
- Outreach
- Capturing Additional Covered Fleets