

Ultra Efficient Light Duty Powertrain with Gasoline Low Temperature Combustion

Keith Confer – Principal Investigator
Delphi Advanced Powertrain

Dr. Peter Olin – Chief Engineer
Delphi Advanced Powertrain

2016 DOE Vehicle Technologies Review
June 9th, 2015

Project ID: ACE094
DE-EE0006839



ACE094 Project Overview

Timeline

- Project start: 10/1/2014
- Project end: 9/01/2018
- Percent complete: 33%

VT Programmatic Barrier

- Improve the efficiency of light-duty engines for passenger vehicles through advanced combustion and minimization of thermal and parasitic losses.
- Project primarily addresses VT Program Barriers:
 - A: Advanced engine combustion regimes
 - B: Emission controls
 - D: Effective engine controls

Budget

- Total project funding share
 - DOE : \$9,812,865 (40%)
 - Contractor: \$14,719,297 (60%)
- Budget Period Funding
 - BP1 2014-2015 : \$2,935,672
 - BP2 2015-2016 : \$3,442,329
 - BP3 2016-2017 : \$2,158,100
 - BP4 2017-2018 : \$1,276,763

Partners

- Delphi - Project Lead
- OEM partner - in negotiation
- University of Wisconsin - Madison
- Oak Ridge National Lab
- Umicore

Relevance and Project Objectives

- Relevance:

- The Advanced Combustion Engine R&D (ACE R&D) subprogram supports the mission of the Vehicle Technologies Program to develop more energy-efficient and environmentally friendly technologies for highway transportation vehicles.
- This project directly addresses two of the three primary ACE R&D directions:
 - Improve the efficiency of light duty engines for passenger vehicles and heavy duty engines for commercial vehicles through advanced combustion research and minimization of thermal and parasitic losses;
 - Develop aftertreatment technologies integrated with combustion strategies for emissions compliance and minimization of efficiency penalty

- Project Goal

- The project will develop, implement and demonstrate a low temperature combustion scheme called Gasoline Direct-injection Compression Ignition (GDCI). The project will demonstrate a 35% fuel economy improvement over the baseline vehicle while meeting Tier 3 emissions levels.



This Project supports the Vehicle Technologies Program's goal to improve the efficiency of light duty engines for passenger vehicles through advanced combustion and minimization of thermal and parasitic losses.

Relevance and Project Objectives


- Project Objective: Demonstrate the fuel consumption reduction capability of GDCI combustion at a vehicle level. The primary project focus is on a number of technical risks which must be overcome for a production-viable technology:
 - Development of an aftertreatment system that is effective in dealing with the low temperature challenges of a highly efficient engine.
 - Further refinement of the GDCI combustion system to achieve near-ideal air/fuel mixture preparation for high efficiency and low HC and CO emissions
 - Demonstration of transient control with high EGR levels during real-world transient driving maneuvers and over a broader range of ambient conditions
- Objectives: (April 2015 – March 2016)
 - Characterize Gen2 GDCI multicylinder engine on performance dynamometer
 - Design and build Gen2 exhaust aftertreatment system for Gen2 vehicle
 - Retrofit vehicle with Gen2 GDCI hardware and update engine controls
 - Design Gen3 GDCI engine



This Project supports the Vehicle Technologies Program's goal to develop aftertreatment technologies integrated with combustion strategies for emissions compliance and minimization of efficiency penalty



Approach / Strategy

- The project will employ a unique low temperature combustion scheme called Gasoline Direct-injection Compression Ignition (GDCI) to achieve the targeted fuel economy improvements.
 - High compression ratio with multiple late injections (similar to diesel)
 - Gasoline which vaporizes and mixes easily at low injection pressure
 - Low-temperature combustion process for Partially-Premixed Compression Ignition
- The project will develop an aftertreatment system approach that works with the low-temperature challenges of a highly efficient engine:
 - Address: system content, system architecture, combustion strategies and catalysts materials
 - Collaboration with Oak Ridge National Lab and Umicore Autocat USA



Approach / Strategy

Develop, implement and demonstrate the fuel consumption reduction capability of GDCI at a vehicle level.



2008

Is the concept viable?

2010

How to design an engine around the concept?

How to control the engine?

How to make a vehicle drivable?

2014

How to meet FE and emissions targets?

Engine design upgrades?

Engine control upgrades?

How to have the vehicle function under all operating conditions?

2018

How to meet all regulatory requirements?

How to have a production-level of performance?

Approach / Strategy: Milestones

- Milestones and go/no-go's for FY 2015 and FY 2016*

<div> <div>Recipient: Project:</div> <div>Delphi Ultra Efficient Light Duty Powertrain with Gasoline Low Temperature Combustion</div> </div> <div><u>Project Decision Points</u></div>					
Task Number	Task Title	Milestone Type	Milestone Description	Anticipated Quarter	Status
Sub Task 1.5.2	Build Gen2 engines	Milestone	Gen2 GDCI engine assemblies built and ready for debug	Q1 2015	Complete
Task 1.3	Engine and Vehicle Simulation	Milestone	GT Drive engine simulation completed for the Gen2 in the ATP1 vehicle	Q2 2015	Complete
Subtask 1.8.1	ORNL characterize Gen 2 GDCI LTC emissions	Go/No-Go	Gen2 engine built and characterized - Go/No-Go for Gen2 vehicle build activities	Q3 2015	Complete
Sub Task 1.8.2	Develop and build aftertreatment for Gen2 GDCI	Milestone	Exhaust aftertreatment system designed and built for use on the Gen2 GDCI development vehicle.	Q3 2015	Complete
Sub Task 1.7.3	Gen2 engine controls on Start Cart	Milestone	Start Cart upgraded to a Gen2 Engine and Control system to support the follow-on vehicle development phase.	Q4 2015	In Process
Sub Task 2.4.2.9	Aftertreatment built for Gen3 MCE dyne testing	Milestone	Aftertreatment materials developed at Umicore and exhaust system built at Delphi CTCM for the Gen3 multi-cylinder dynamometer test engines.	Q1 2016	In Process
Sub Task 2.4.2	Build Gen3 MCE	Milestone	Gen3 engine assembly built and ready for debug	Q2 2016	In Process
Sub Task 2.6.2	Vehicle Design	Milestone	Vehicle packaging studies complete and ability to build Gen3 GDCI vehicle is assured.	Q3 2016	
Subtask 2.5.4	Gen3 engine built and characterized	Go/No-Go	Gen3 dyne engine efficiency and emissions evaluated to determine if project is ready for build of Gen3 vehicle.	Q4 2016	
Task 2.3.3	Test and refine MCE system	Milestone	Benchmark SI engine mapped and refined for fuel efficiency and emissions. Data ready for use in comparison to the GDCI multi-cylinder test engines.	Q4 2016	

Technical Accomplishments and Progress: Overview

- Develop and refine engine controls and calibration
- Evaluate Fuel Efficiency on test cycles
- Test vehicle using Gen 1.0 and Gen 1.8 GDCI hardware
- Develop and characterize Gen 2 GDCI multi-cylinder engine
- Design Gen 3 GDCI base engine
- Design Gen 3 GDCI exhaust aftertreatment



Technical Accomplishments and Progress: Vehicle Level Progress

- Fuel Economy Testing using room temperature start for EPAIII

Test Cycle	Improvement over Baseline
EPAIII	33 %
HWFET	30 %
Combined	32 %

DOE ATP-2 Target: 35% Combined FE Improvement



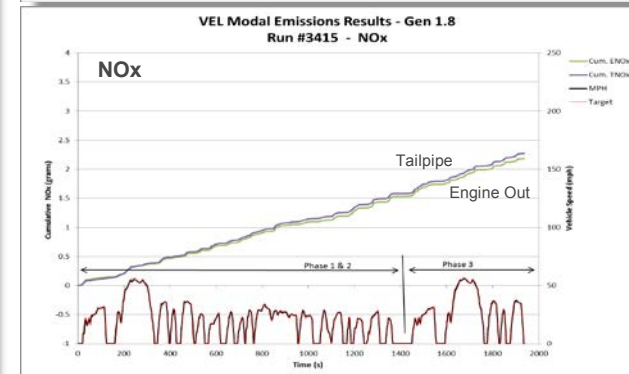
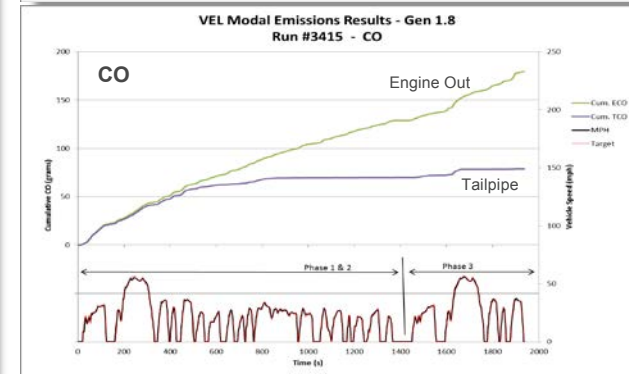
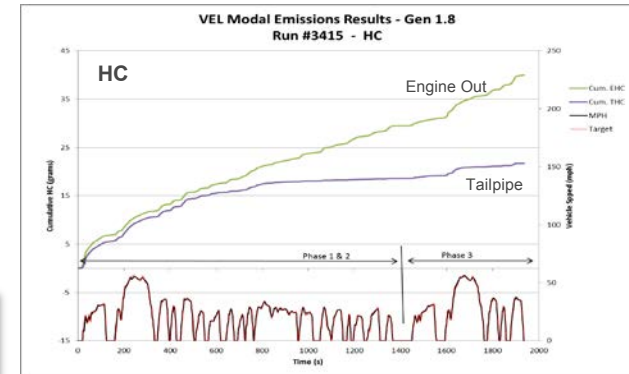
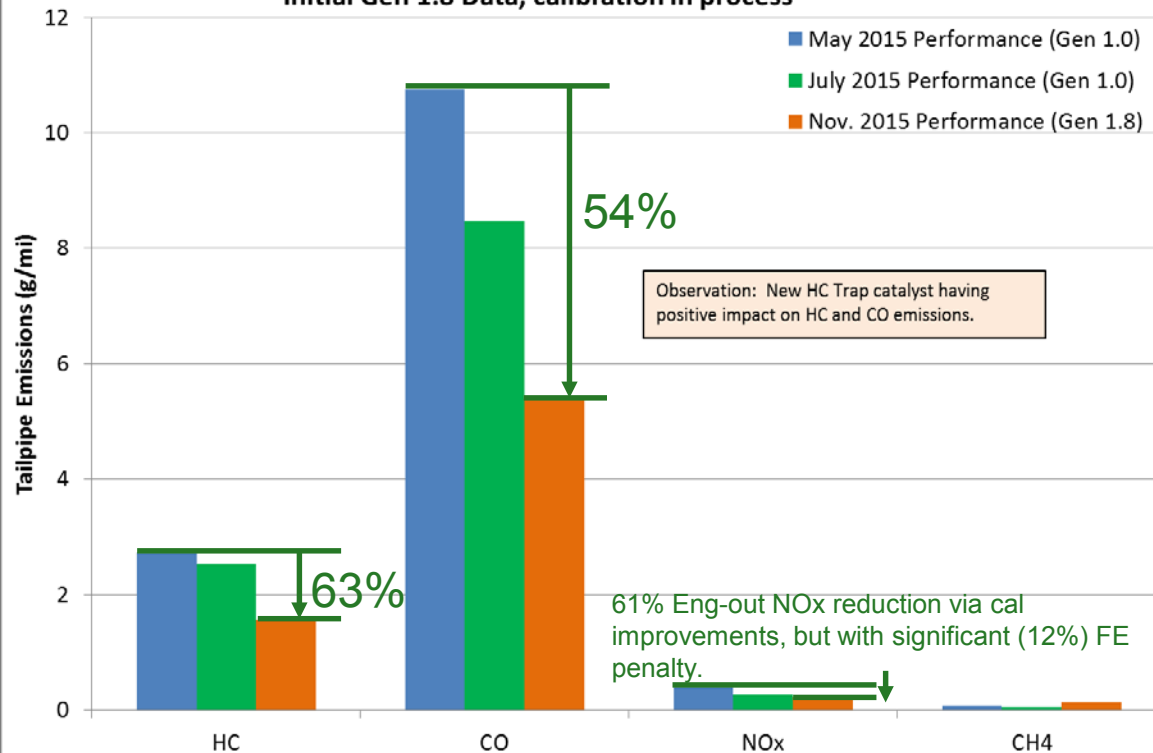
- Gen 1.8 engine hardware update
 - Completed a partial hardware upgrade of vehicle to Gen 2 level content
 - Gen 2 Exhaust Manifold
 - Modified VTG turbo rack control
 - Re-located / new EGR valve
 - Electric engine coolant pump (replaces mechanical pump)
 - Gen 2 high pressure fuel pump
 - Post-turbo Hydrocarbon Trap / Oxidation catalyst

Technical Accomplishments and Progress: Vehicle Level Progress: Emissions

Reduced emissions via calibration and Gen 1.8 aftertreatment

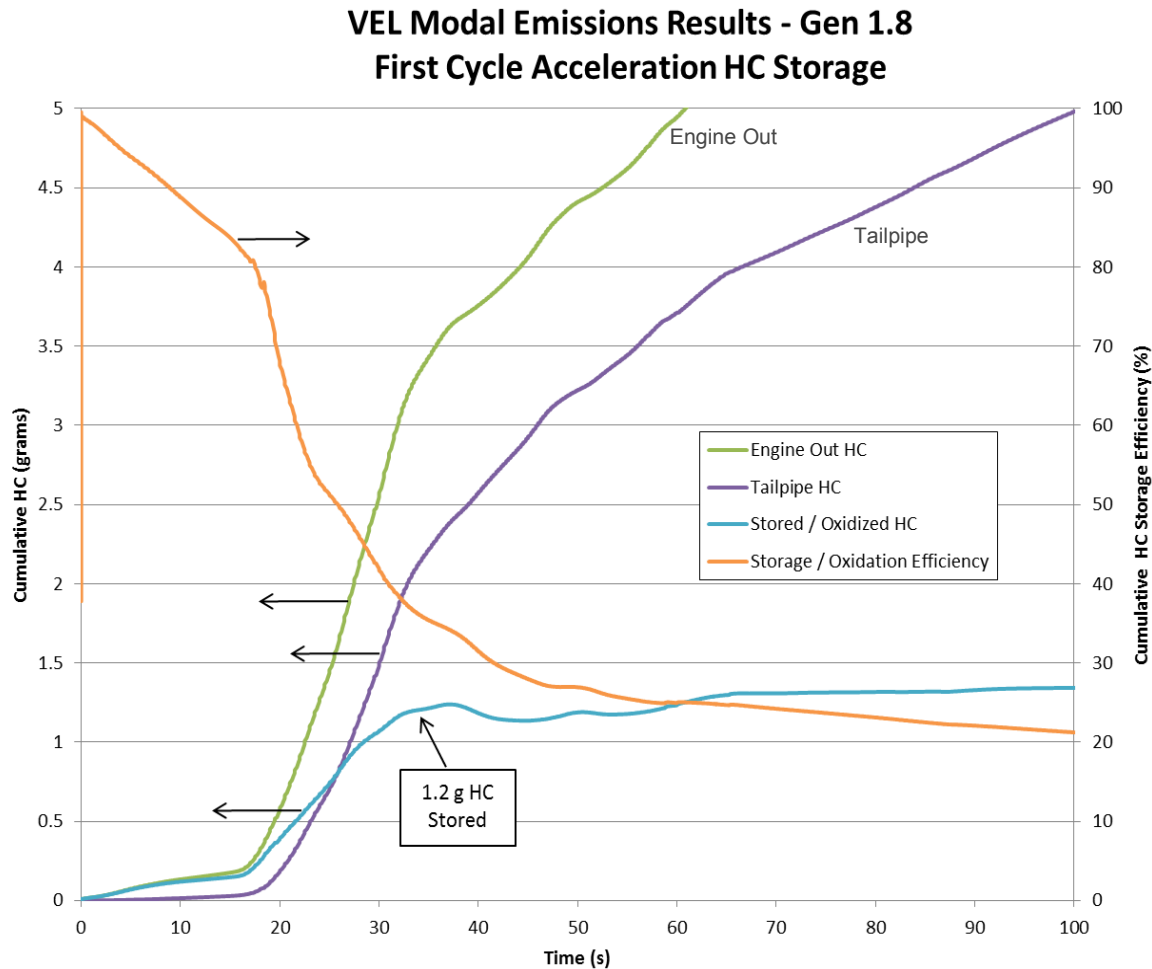
- Post-turbo Hydrocarbon Trap / Oxidation catalyst
- No NOx aftertreatment (Gen 1.8 aftertreatment system is a test mule system, not a system targeted at a specific emissions standard)

**Delphi GDCI Vehicle Emissions Performance Improvement
on Room Temperature FTP Test Cycle
Initial Gen 1.8 Data, calibration in process**



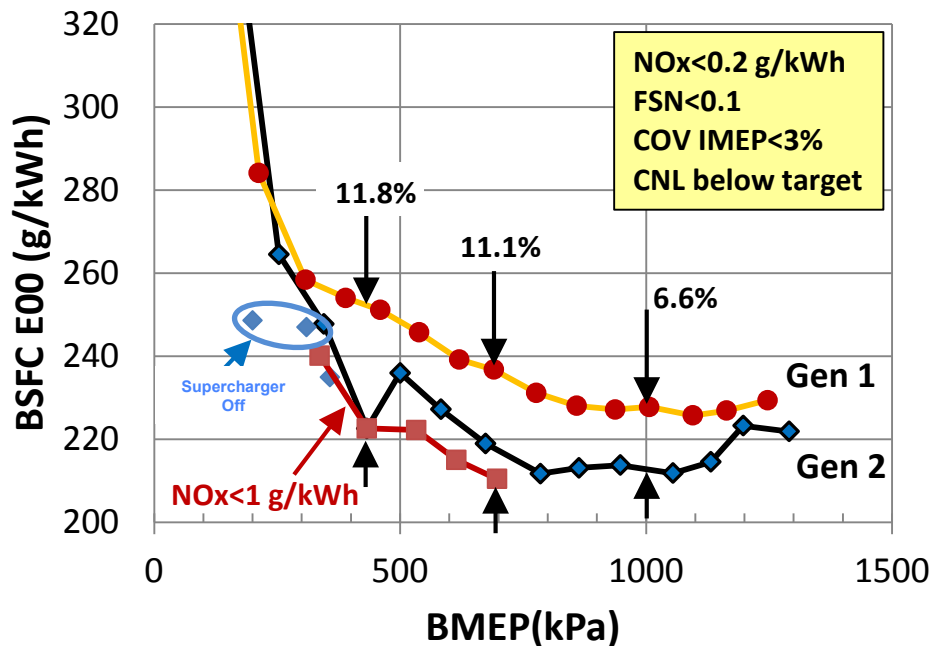
Technical Accomplishments and Progress: Vehicle Level Progress: Emissions

- Demonstrated HC storage of 1.2g during initial 34s of EPAIII test

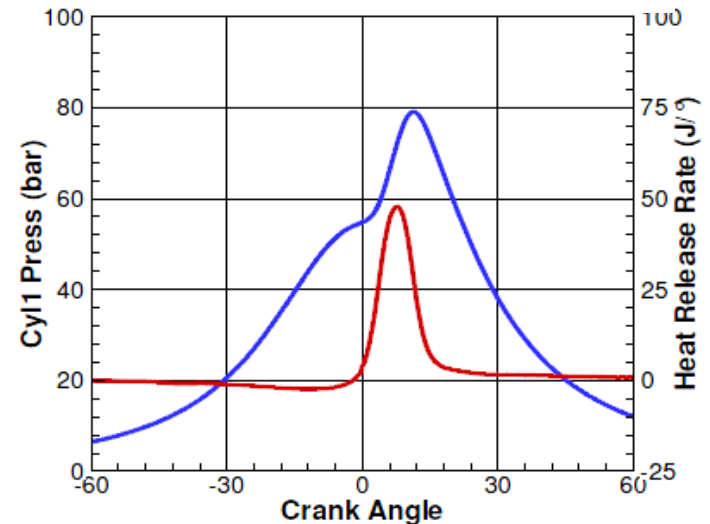


Technical Accomplishments and Progress: Dynamometer Testing – Gen 2 GDCI

- Gen 2 Multi cylinder engine characterized on performance dynamometer
- BSFC significantly improved relative to Gen 1 engine
 - 211 to 214 g/kWh over wide load range
 - Target for Gen 3 engines: 200 g/kWh



Typical Comb Characteristics
1500-6bar IMEP

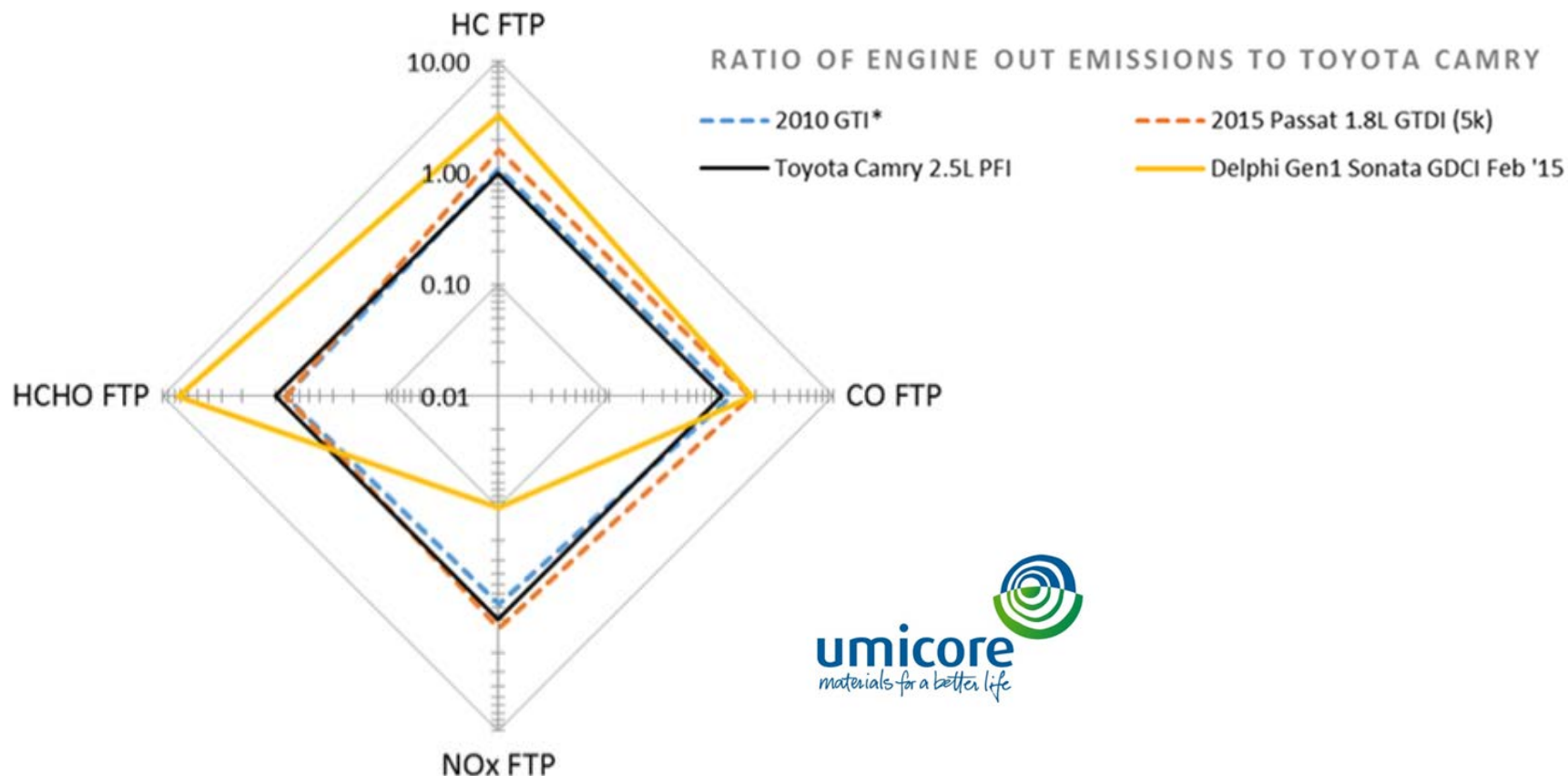


The Gen2 multicylinder GDCI engine has been characterized on the engine dynamometer and approved for Gen2 vehicle use.

Technical Accomplishments and Progress:

Hardware Design: Gen 3 MCE exhaust aftertreatment architecture

- Engine out emissions: Comparison of SI versus GDCI (Gen1 vehicle)

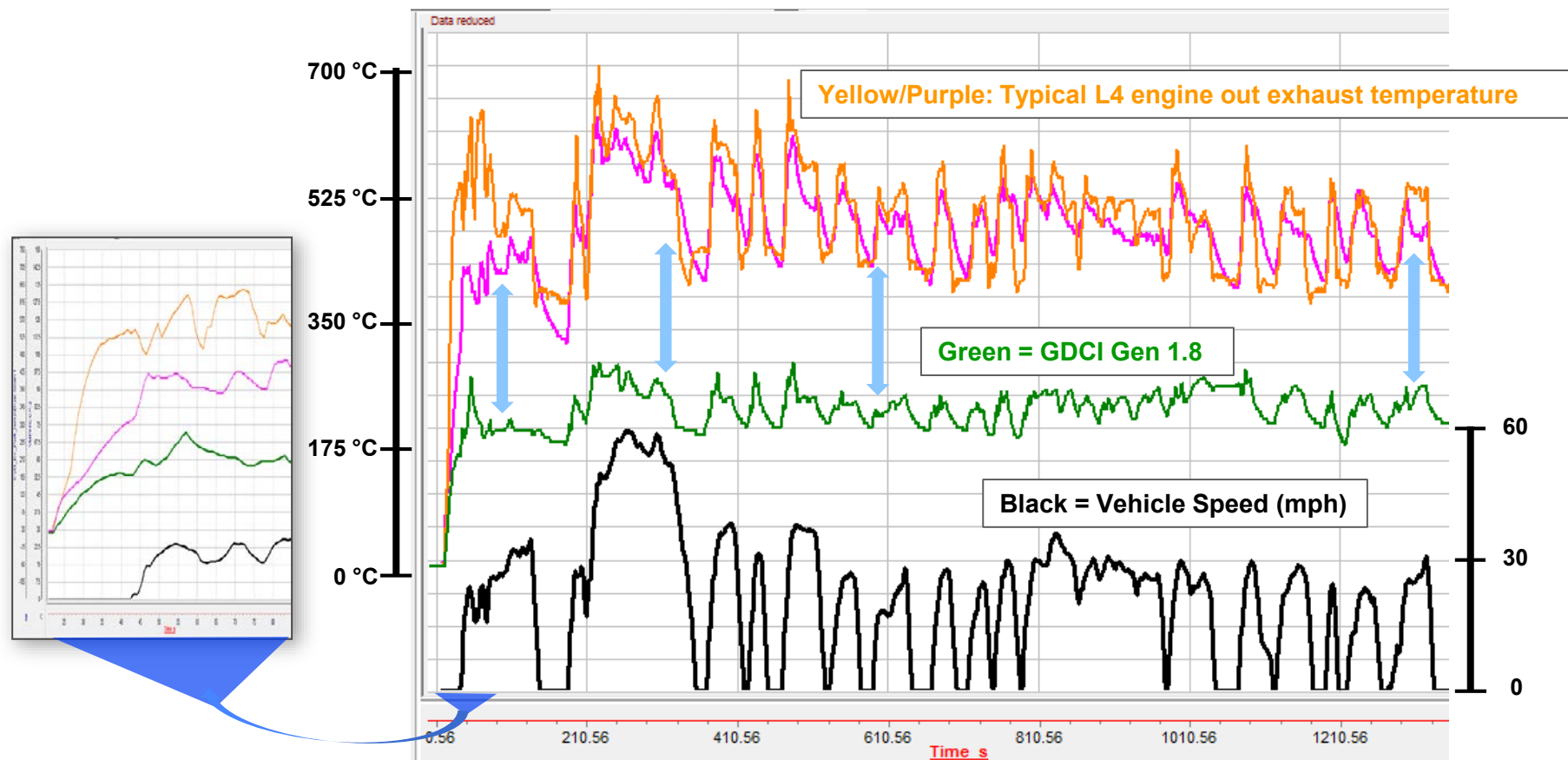


Engine out emissions for Gasoline Direct-injection Compression Ignition are comparable to engine out emissions for gasoline spark ignition engines

Technical Accomplishments and Progress:

Hardware Design: Gen 3 MCE exhaust aftertreatment architecture

- Exhaust system temperature SI vs GDCI - compare



Gasoline Direct-injection Compression Ignition exhaust temperatures are significantly lower than exhaust temperatures of gasoline spark ignition engines and present the major challenge to meeting future emission regulations.

Technical Accomplishments and Progress:

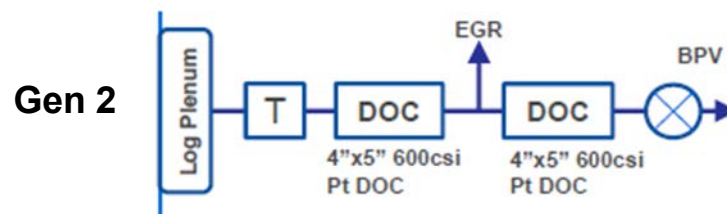
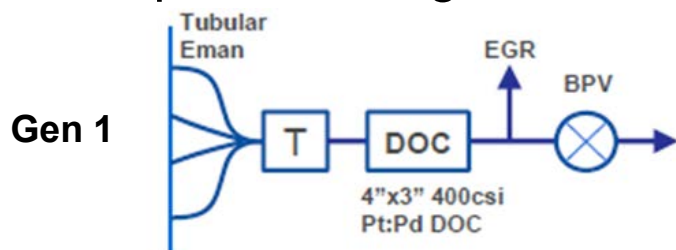
Hardware Design: Gen 3 MCE exhaust aftertreatment architecture

Improved Catalyst Performance for Gen 3 GDCI					
Approach	Planned Method	Status			
		Simulation	Design	Integration	Engine Level Test
Conserve Exhaust Heat	* Integral, air-gap insulated exhaust manifold * Insulated turbo-charger & pre-catalyst exhaust	✓	✓	✓	
Increase Exhaust Temperatures - Cold Starts	Fast, high-power intake air heater (supports exhaust heating)	✓	✓	✓	
Increase Exhaust Temperatures - Light-to-Medium Loads	Expanded exhaust rebreathing	✓	✓	✓	✓
Close-Coupled Catalyst	Pre-Turbo, Gasoline Oxidation Catalyst (GOC)	✓	✓	✓	✓
Trap HC on Cold Start	Post-turbo HC trap and GOC (release HC above light-off temperature)	✓	✓	✓	✓
Lean NOx Reduction	Close-coupled SCR system	✓			
Low Temperature Catalysis	Use lower temperature catalysts; Umicore development and application	✓			

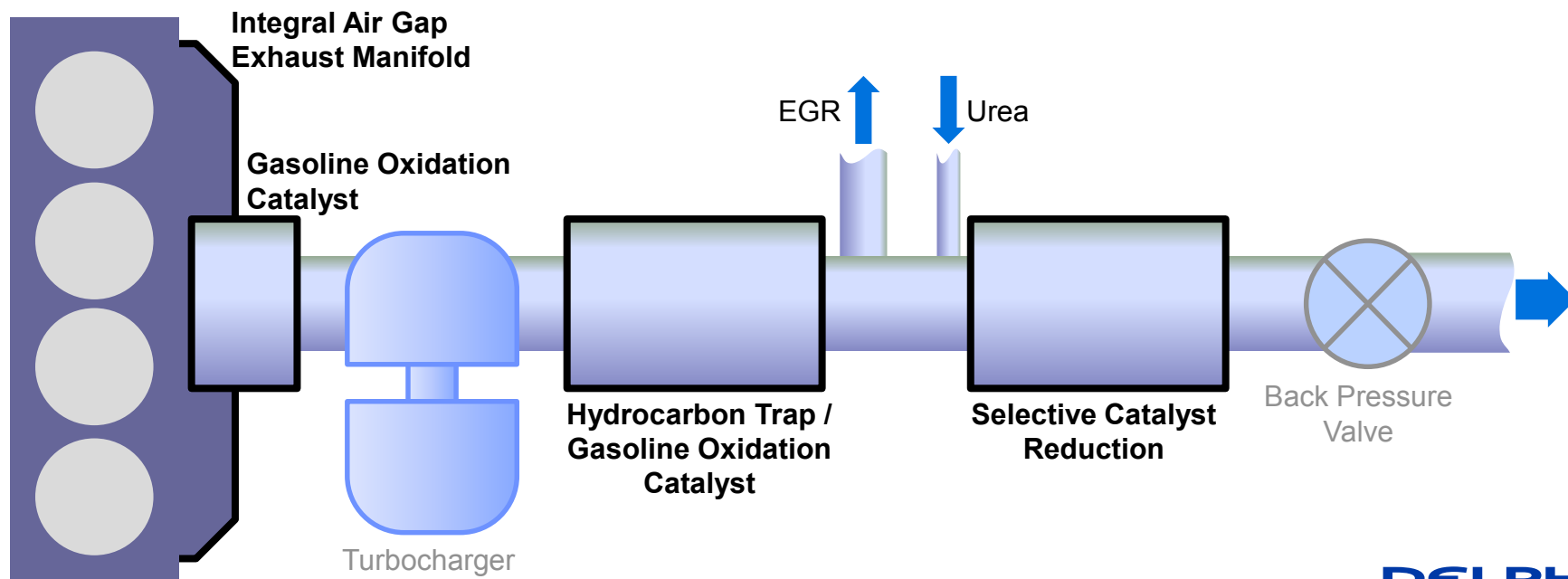
Technical Accomplishments and Progress:

Hardware Design: Gen 3 MCE exhaust aftertreatment architecture

- Developmental stages of exhaust aftertreatment architecture:

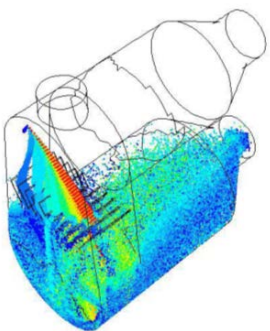


- Gen 3 MCE exhaust aftertreatment architecture:



Technical Accomplishments and Progress: Hardware Design and Build: Gen 3 Engines

New aftertreatment system



New log style fuel rail,
Fuel pump mounted to Cam Cover

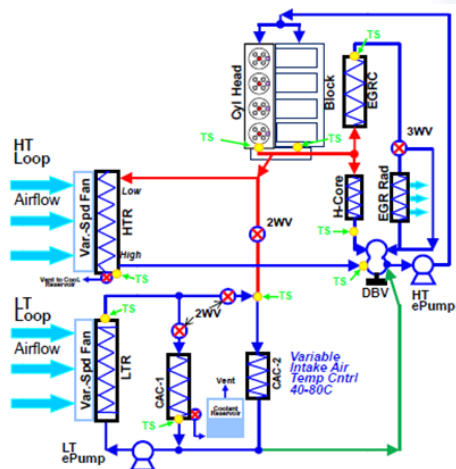


New high pressure injectors

Low mass electric intake air heaters



Updated thermal management system



Gen 2 GDCI Engine

Cylinder head with compact, integral exhaust
manifold with pre-turbo catalyst

Collaboration and Coordination with Other Institutions

Oak Ridge National Laboratory - National Lab

Analyze exhaust emissions samples after sample collection at the Delphi facility. (Collect, Analyze, Consult)



Automotive OEM Partner

In negotiation

University of Wisconsin Madison - University

Characterization testing of gasoline fuel injectors. (Test)



Madison, WI

Umicore Autocat USA – Tier 1 Supplier

Prepare and test low temperature exhaust aftertreatment samples. (Analyze, Design, Formulate, Build, Consult)



DELPHI

Remaining Challenges and Barriers

- Development of an aftertreatment system that is effective in dealing with the low temperature challenges of a highly efficient engine.
- Further refinement of the GDCI combustion system to achieve near-ideal air/fuel mixture preparation for high efficiency and low HC and CO emissions
- Demonstration of transient control with high EGR levels during real-world transient driving maneuvers and over a broader range of ambient conditions



Proposed Future Work

Next Steps

- Further develop and refine controls and calibration of Gen2 GDCI vehicle for improved fuel economy and emissions with an emphasis on transient operation.
- Construct Gen3 GDCI engine with next generation hardware including fuel injectors and aftertreatment architecture.
- Develop low temperature exhaust aftertreatment system based on GDCI emissions data and temperature profiles:
 - Delphi and ORNL working closely with Umicore
- Build vehicle using Gen3 GDCI hardware and controls



Summary

- Excellent progress has been made over the past year
- Project tasks have not changed from original plan but momentum has been slowed due to OEM partner negotiations
- Primary areas of technical accomplishments since the start of the project include:
 - Characterization of Gen 2 GDCI multi-cylinder engine
 - Development and refinement of engine controls and calibration using vehicle with Gen 1 and Gen 1.8 level hardware
 - Design and initial build of Gen 3 GDCI hardware
- Future Work for Calendar Year 2016 / 2017:
 - Build and characterize Gen 3 GDCI engines
 - Develop low temperature exhaust aftertreatment system based on Gen 3 architecture
 - Refine controls and calibration of GDCI for improved fuel economy and emissions with an emphasis on vehicle transient operation.



DELPHI

Innovation for the Real World

Thank you to the Department of Energy for
supporting this project.