

STRETCH EFFICIENCY FOR COMBUSTION ENGINES: EXPLOITING NEW COMBUSTION REGIMES

PROJECT ID: ACE015

C. Stuart Daw (PI), James P. Szybist,
Josh A. Pihl, and Derek A. Splitter

Oak Ridge National Laboratory

Galen B. Fisher

University of Michigan

June 10th, 2015

DOE Management Team

Gurpreet Singh, Leo Breton,
and Ken Howden



*This presentation does not contain any proprietary,
confidential, or otherwise restricted information.*

PROJECT OVERVIEW

PROJECT OVERVIEW
RELEVANCE
MILESTONES
APPROACH
ACCOMPLISHMENTS
REVIEWER COMMENTS
COLLABORATIONS
FUTURE WORK
SUMMARY

BARRIERS (MYPP 2011-2015, SECTION 2.4, CHALLENGES AND BARRIERS C.)

Lack of fundamental knowledge of advanced engine combustion regimes.

...inadequate understanding of the fundamentals of thermodynamic combustion losses

...inadequate capability to accurately simulate these processes

BUDGET

- FY13: \$350k
- FY14: \$300k
- FY15: \$300k

PROJECT TIMELINE

- ***Stretch Efficiency research program started at ORNL in 2005***
 - ***Initiated current focus on thermochemical recuperation in 2011***
- ***Investigations have evolved based on comments from previous AMR reviews and will continue to evolve with emerging needs***

INDUSTRIAL PARTNERSHIPS AND COLLABORATION

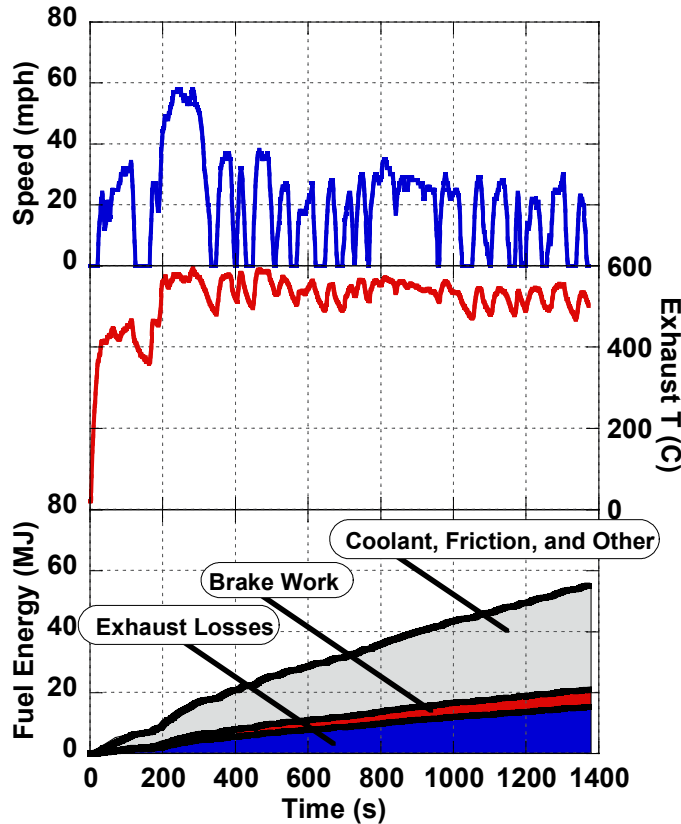
- ***AEC working group led by SNL***
 - ***Mechanism for industry feedback***
- ***SNL – Isaac Ekoto***
- ***Gas Technology Institute***

Universities

- ***University of Michigan - Galen Fisher***
- ***University of Minnesota – Will Northrop***

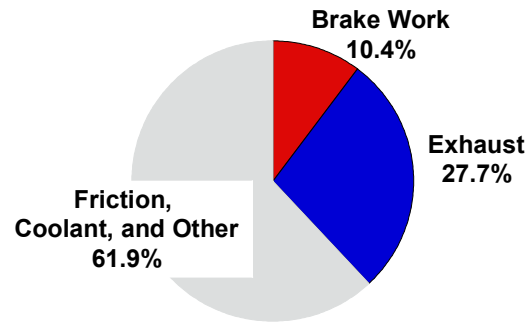
PURSuing THERMODYNAMIC STRATEGIES THAT COULD PROVIDE AN INCREASE IN EFFICIENCY THAT IS REVOLUTIONARY

PROJECT OVERVIEW
RELEVANCE
MILESTONES
APPROACH
ACCOMPLISHMENTS
REVIEWER COMMENTS
COLLABORATIONS
FUTURE WORK
SUMMARY

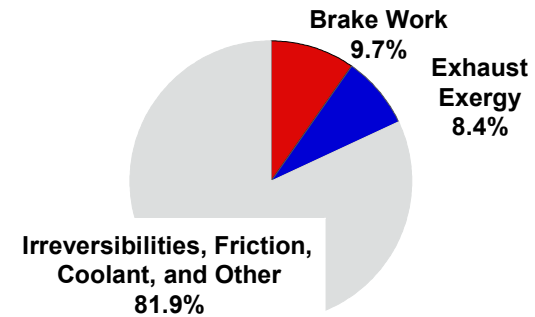


UDDS drive cycle for a 2007 Saab Biopower vehicle
Experimental data collected at the ORNL vehicle laboratory

1st Law Basis



2nd Law Basis



- In this light-duty example, about 10% of the fuel energy was converted to brake work
- Nearly as much usable work potential (exergy) was in the hot exhaust stream

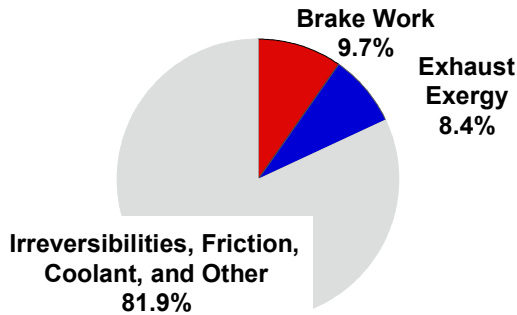
Project Goals

1. Increase brake work directly
2. Recover work from the exhaust

PURSuing THERMODYNAMIC STRATEGIES THAT COULD PROVIDE AN INCREASE IN EFFICIENCY THAT IS REVOLUTIONARY

PROJECT OVERVIEW
RELEVANCE
MILESTONES
APPROACH
ACCOMPLISHMENTS
REVIEWER COMMENTS
COLLABORATIONS
FUTURE WORK
SUMMARY

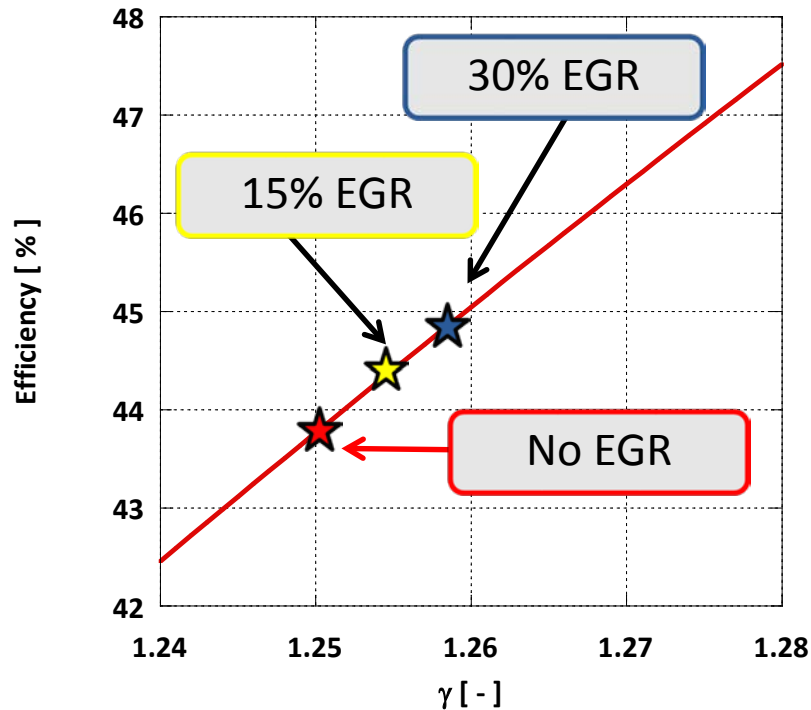
2nd Law Basis



INCREASING BRAKE WORK DIRECTLY THROUGH DILUTE COMBUSTION

Higher Effective γ through Expansion Provides Real Efficiency Benefits

- Theoretical gross efficiency benefit of 30% EGR is approximately equivalent to raising compression ratio from 10:1 to 11:1
- Additional net efficiency benefits through reduced heat loss and pumping



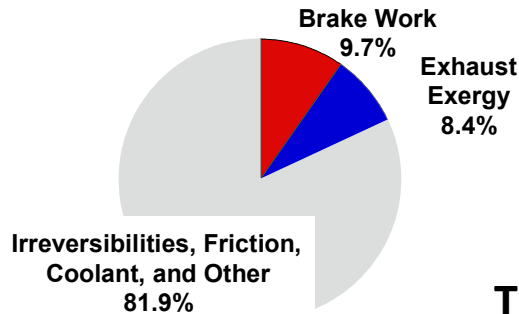
Ideal Gross Otto Cycle Efficiency

$$\eta_{\text{thermal}} = 1 - \left(\frac{1}{r_c^{(\gamma-1)}} \right)$$

PURSuing THERMODYNAMIC STRATEGIES THAT COULD PROVIDE AN INCREASE IN EFFICIENCY THAT IS REVOLUTIONARY

PROJECT OVERVIEW
RELEVANCE
MILESTONES
APPROACH
ACCOMPLISHMENTS
REVIEWER COMMENTS
COLLABORATIONS
FUTURE WORK
SUMMARY

2nd Law Basis



THERMOCHEMICAL RECUPERATION FOR EXHAUST HEAT RECOVERY

Thermochemical recuperation converts exhaust heat to usable chemical energy by providing heat for endothermic reactions

	Reforming Reaction	LHV Increase	Exergy Increase
Octane	$\text{C}_8\text{H}_{18} + 8\text{H}_2\text{O} \rightarrow 8\text{CO} + 17\text{H}_2$	25%	14%
Ethanol	$\text{C}_2\text{H}_5\text{OH} + \text{H}_2\text{O} \rightarrow 2\text{CO} + 4\text{H}_2$	24%	9%

- **Reforming supports dilute combustion because H_2 allows the dilution limit to be extended prior to combustion instability**
- **Goal is to achieve exhaust heat recovery with a single work conversion device!**

THIS PROJECT HAS A TRACKED MILESTONE FOR EACH QUARTER OF FY15

PROJECT OVERVIEW
RELEVANCE
MILESTONES
APPROACH
ACCOMPLISHMENTS
REVIEWER COMMENTS
COLLABORATIONS
FUTURE WORK
SUMMARY

FIRST QUARTER, FY2014

Characterize the performance and sulfur tolerance of a rhodium-based reforming catalyst under steam reforming and partial oxidation conditions.

Status: Complete

SECOND QUARTER, FY2014

Speciate the composition of in-cylinder reformat on the flexible ORNL TCR research engine using an FTIR and a mass spectrometer.

Status: Complete

THIRD QUARTER, FY2014

Measure the best brake thermal efficiency from the in-cylinder reforming strategy and compare to conventional SI combustion.

Status: Complete

FOURTH QUARTER, FY2014

Integrate EGR-loop catalyst onto engine and collect baseline data.

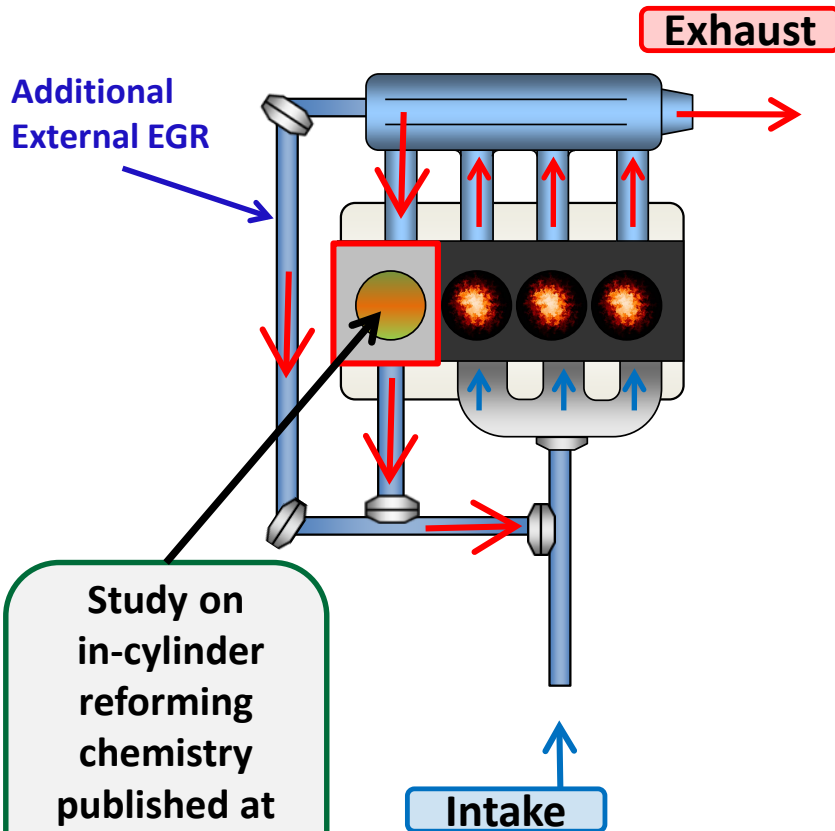
Status: On-track

PURSUING REFORMATE-ASSISTED DILUTE SI COMBUSTION THROUGH TWO PARALLEL STRATEGIES

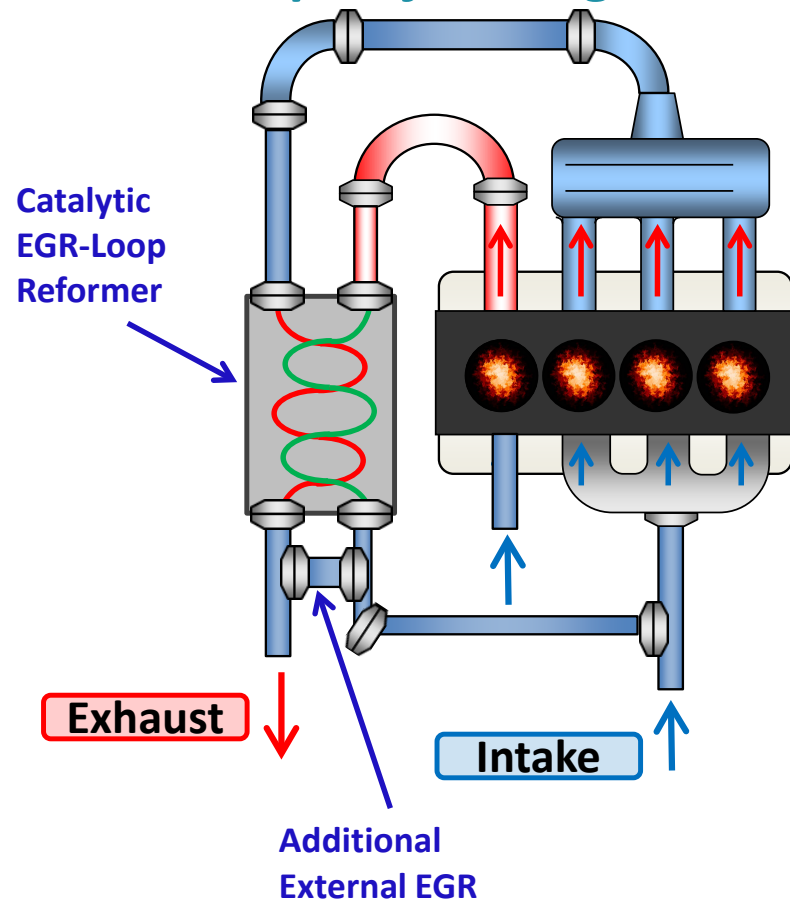
APPROACH (1/2)

Flexible Hydraulic Valve Actuation for Cylinder 4 Enables Both Strategies to be Investigated on the same Experimental Engine Platform

In-Cylinder Reforming



EGR-Loop Reforming



FLOW REACTOR USED TO EVALUATE CATALYST PERFORMANCE AND DURABILITY PRIOR TO ENGINE EXPERIMENTS

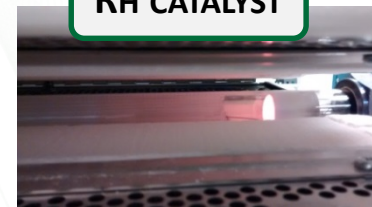
APPROACH (2/2)

- EGR operating environment varies significantly from typical industrial steam reforming applications
 - water concentration fixed by engine stoichiometry, dilution
 - lower operating temperatures and pressures
 - sulfur from fuels and lubricants
- Currently focused on a pre-commercial Rh-based catalyst
 - previously showed Ni/Rh catalyst extremely sensitive to sulfur
 - Galen Fisher (University of Michigan) advising on catalyst formulation and operating conditions through subcontract
- Modified flow reactor experiments to more closely resemble anticipated engine operation
 - moved catalyst outside furnace heated zone
 - using liquid fuels: iso-octane, ethanol, gasoline
 - holding flows of H_2O , CO_2 , N_2 fixed
 - adjusting steam/carbon ratio by changing fuel dosing
 - adjust oxygen/carbon ratio by adding air

FLOW REACTOR

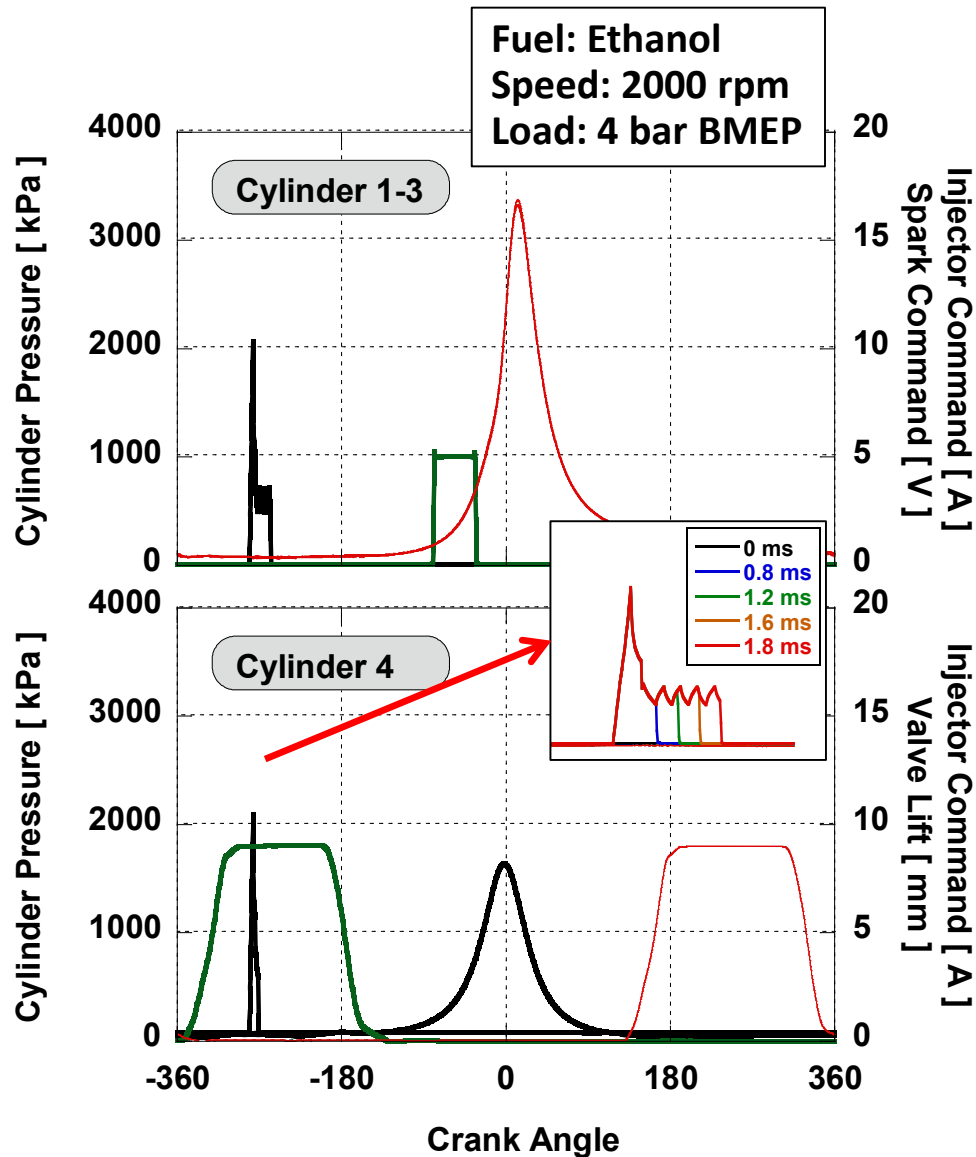


RH CATALYST



FUEL INJECTION DURATION SWEEP DEMONSTRATES THE FUNCTIONALITY OF THE FLEXIBLE ENGINE SYSTEM

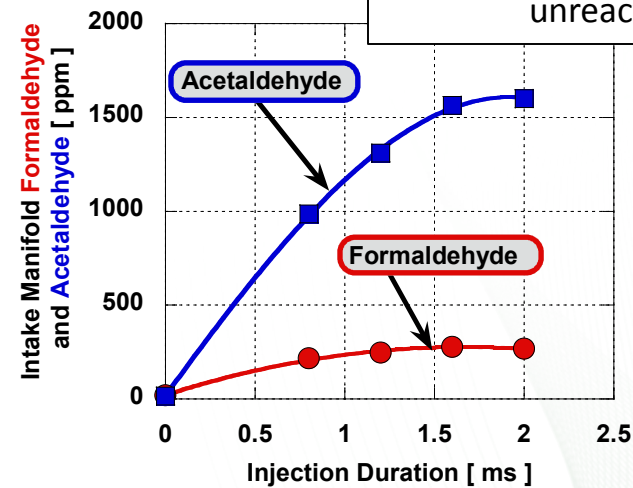
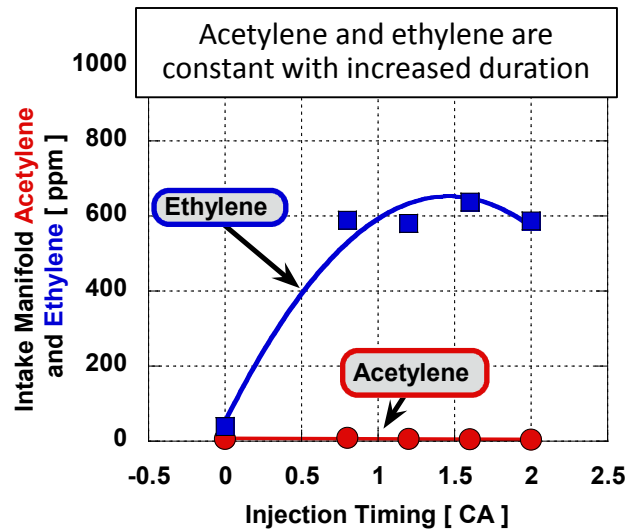
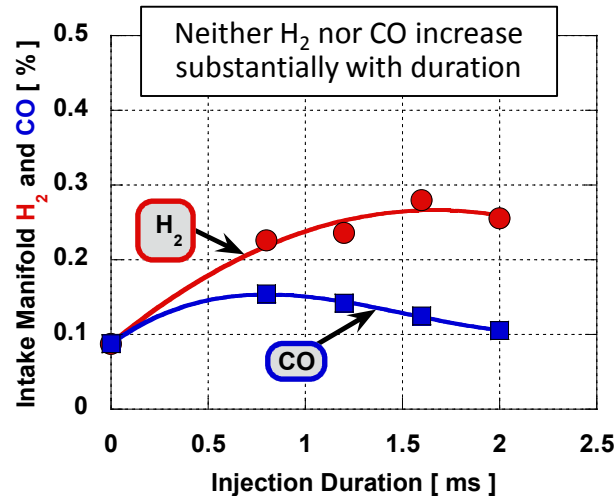
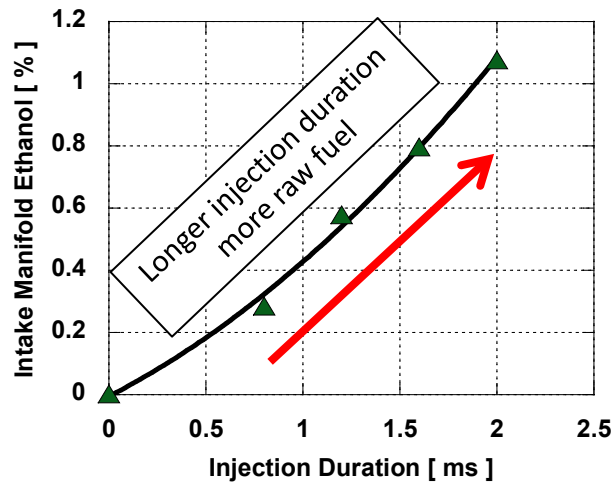
ACCOMPLISHMENTS (1/9)



- Complete experimental details available (backup slide)
- Sweep of cylinder 4 fuel injection duration
 - 0, 0.8 ms, 1.2 ms, 1.6 ms, and 2.0 ms
 - Injection in cylinders 1-3 adjusted to maintain load and stoichiometry
- Fuel injection timing and valve settings held constant
 - Mass flow through cylinder 4 increased with injection quantity due to charge cooling
 - Higher fuel injection resulted in higher EGR
- CA50 in cylinders 1-3 held constant at 8 CA aTDC_f

INCREASED INJECTION DURATION RESULTS IN RAW FUEL IN INTAKE MANIFOLD, LITTLE EFFECT ON REFORMATE

ACCOMPLISHMENTS (2/9)



RECENT EFFORT BY ORNL, SNL, AND UNIVERSITY OF MINNESOTA PROVIDE INSIGHT INTO THE CONDITIONS REQUIRED FOR REFORMING

ACCOMPLISHMENTS (3/9)



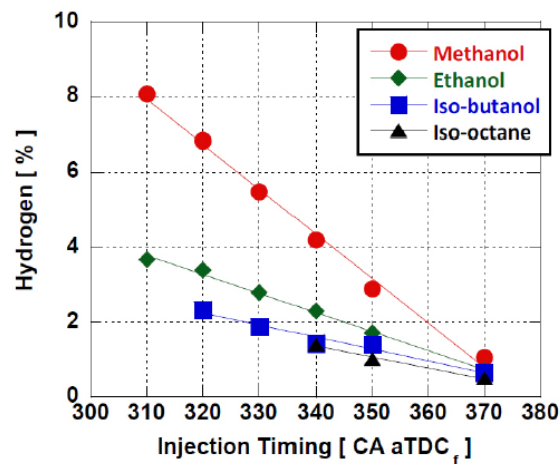
2014-01-1188
Published 04/01/2014
doi:10.4271/2014-01-1188
saeeng.saejournals.org

Negative Valve Overlap Reforming Chemistry in Low-Oxygen Environments

James P. Szybist
Oak Ridge National Lab.

Richard R. Steeper
Sandia National Labs.

Derek Splitter, Vickey B. Kalaskar, Josh Pihl, and Charles Daw
Oak Ridge National Lab.

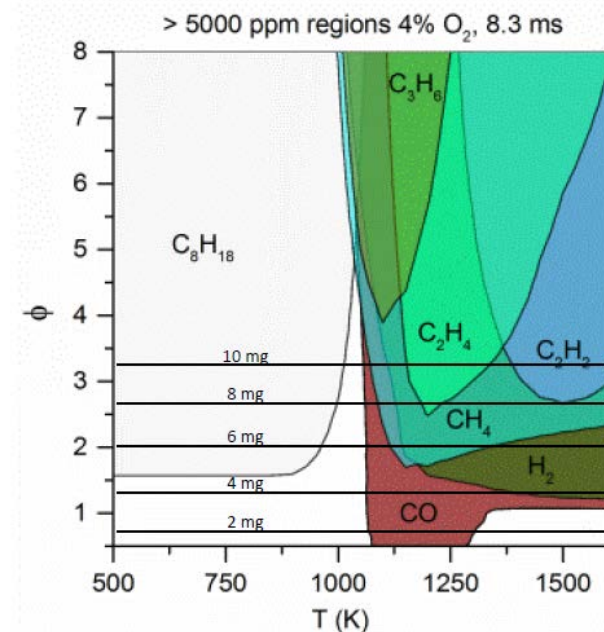


- Nearly 4% H₂ formed with ethanol in single-cylinder experiments
- EVC temperature was nominally 600°C
- Compression ratio was 11.85:1
- Estimated peak temperature: 1120-1200K

Investigation of NVO partial products utilizing gas sampling and single-zone chemistry modeling

Brian Peterson and Isaac Ekoto, Sandia National Labs
Will Northrop, University of Minnesota

2015-01-0818, 2015 SAE World Congress



- Temperatures above 1050K are required to form H₂ under fuel rich conditions with iso-octane

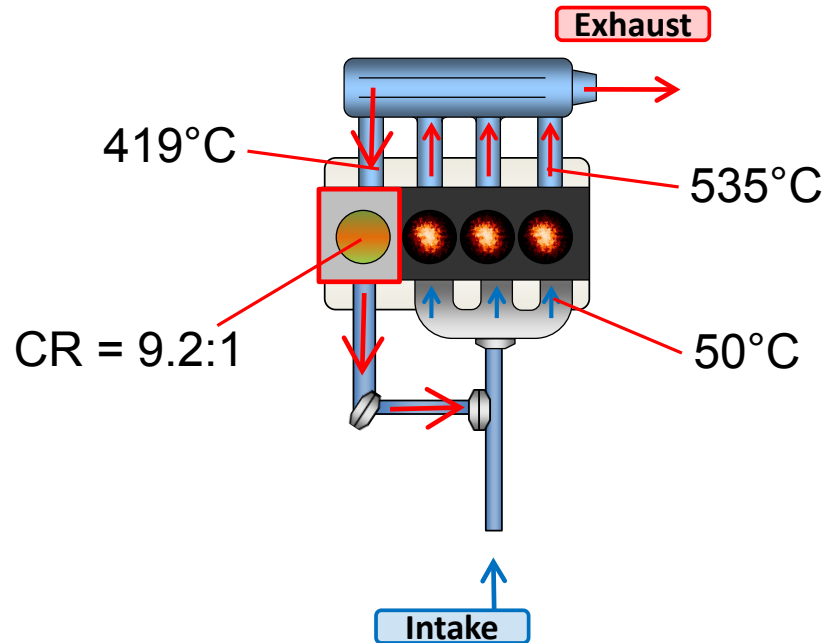
CURRENT THERMAL CONDITIONS ARE INSUFFICIENT FOR REFORMING, SEVERAL PATHS FORWARD BEING PURSUED TO ENHANCE REFORMING

ACCOMPLISHMENTS (4/9)



Stock exhaust manifold designed to provide divided flow to the turbo.

Very long flow path and high heat losses in current application.

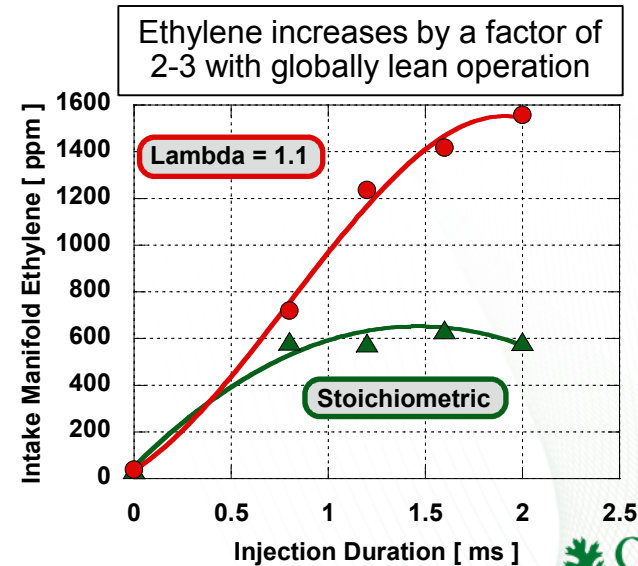
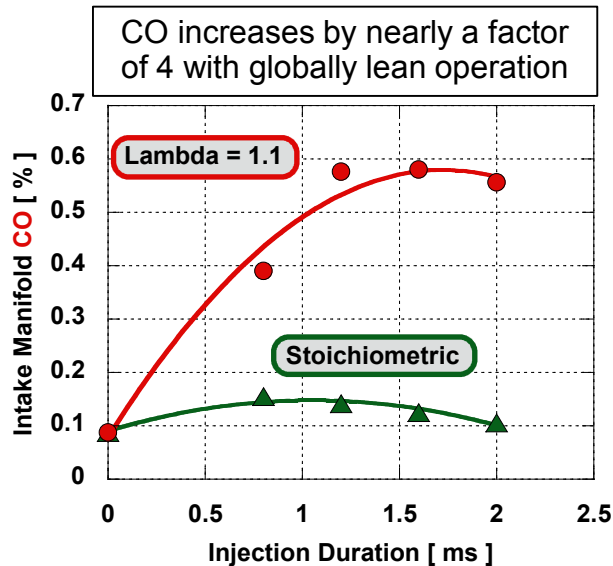
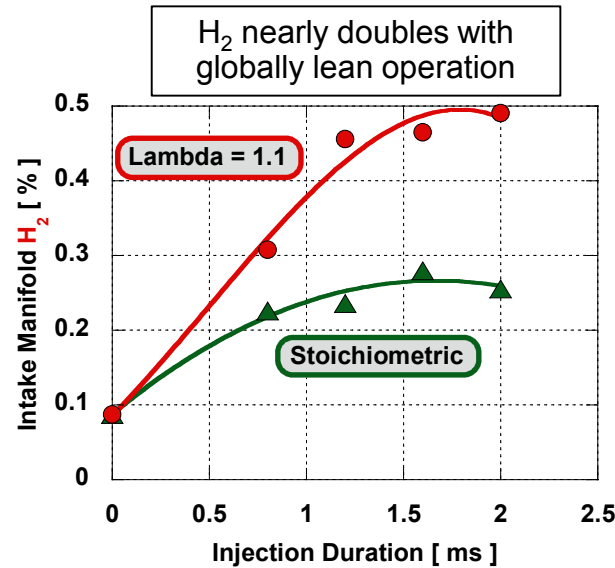
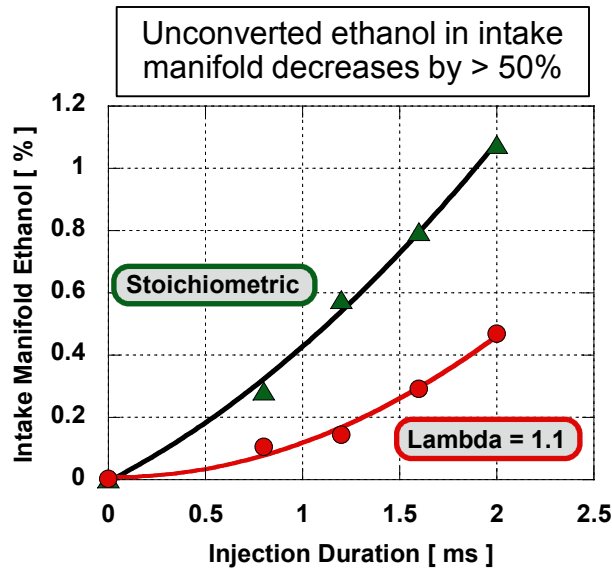


Estimated peak temperature: < 950 K

- Possible solutions to low reforming temperature
 1. Redesigned exhaust manifold with additional insulation
 2. Higher compression ratio
 3. Exothermic reactions to drive reforming

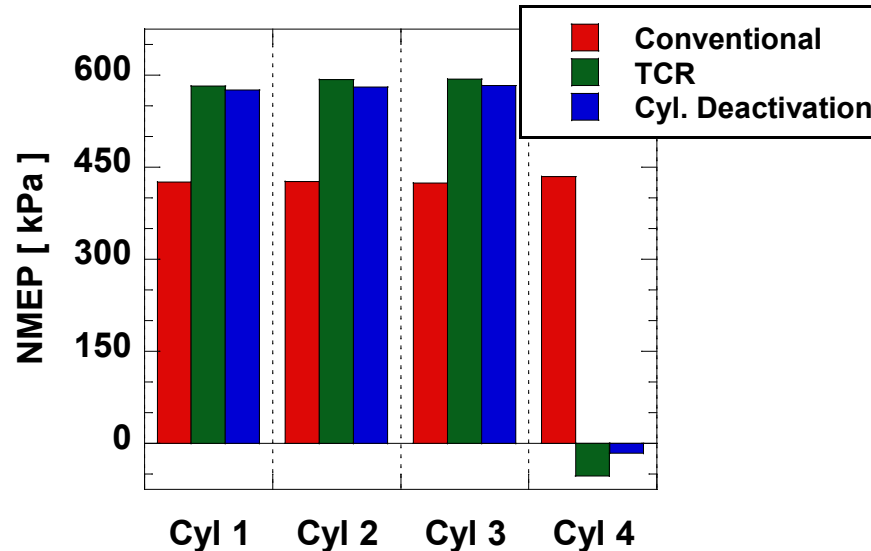
IF ENGINE IS OPERATED UNDER GLOBALLY LEAN CONDITIONS, FUEL CONVERSION AND REFORMATE YIELD INCREASES SUBSTANTIALLY

ACCOMPLISHMENTS (5/9)



HOW SHOULD EFFICIENCY FOR THE TCR STRATEGY BE COMPARED?

ACCOMPLISHMENTS (6/9)

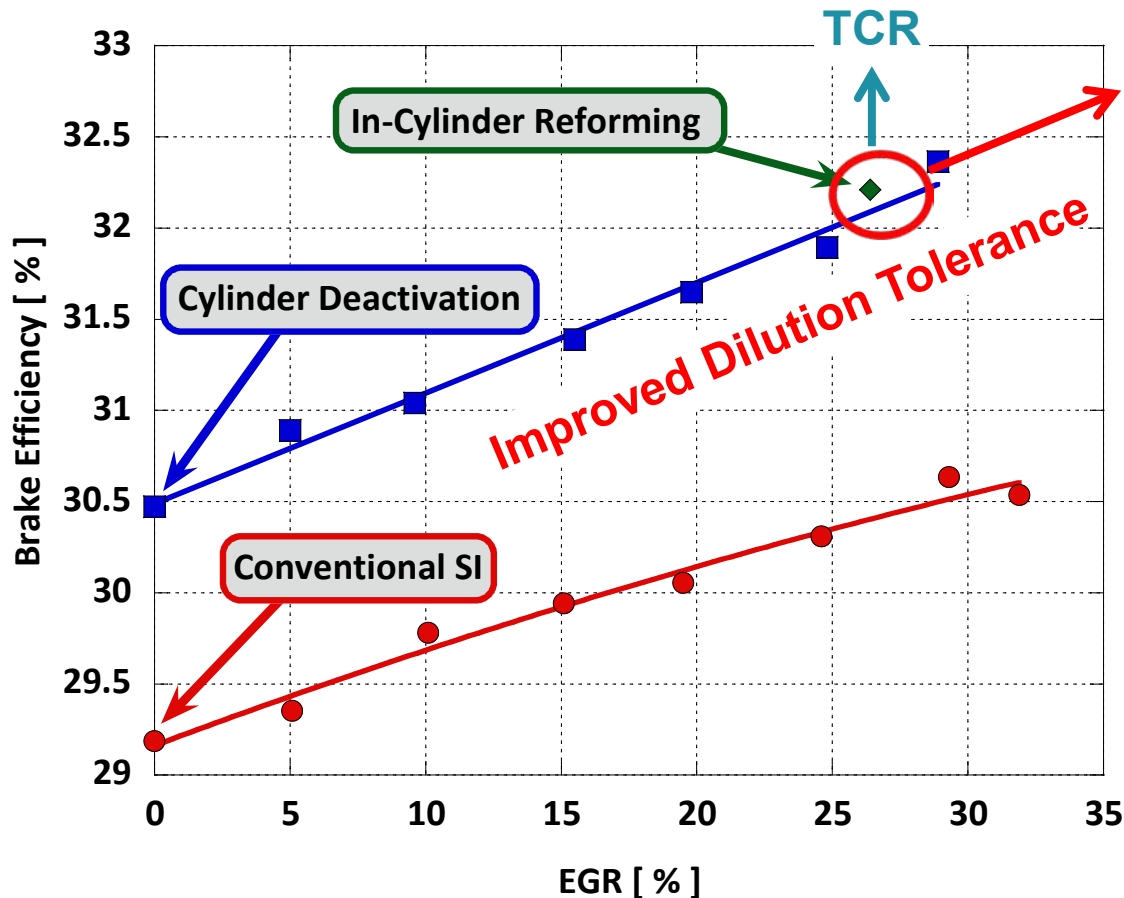


- All 4 cylinders nominally produce the same power during conventional SI operation
- Only 3 cylinders produce power for the TCR strategy using in-cylinder reforming
 - Because brake torque is held constant, these cylinders operate at a higher mean effective pressure
 - Increasing load from this part-load condition increases efficiency (higher gross efficiency, reduced pumping)
- Additional point of comparison: operate conventional SI with cylinder 4 deactivated
 - Cylinder deactivation is a technology in the marketplace, provides substantial system efficiency benefit
- Investigate effect of external cooled EGR with both the conventional and valve deactivation methodologies

EFFICIENCY INCREASE CAN BE PRIMARILY ATTRIBUTED TO CYLINDER DEACTIVATION AND EGR DILUTION RATHER THAN IN-CYLINDER REFORMING

ACCOMPLISHMENTS (7/9)

Stoichiometric Combustion with CR = 9.2:1
2000 rpm, 4 bar BMEP, CA50 = 8 CA aTDC_f



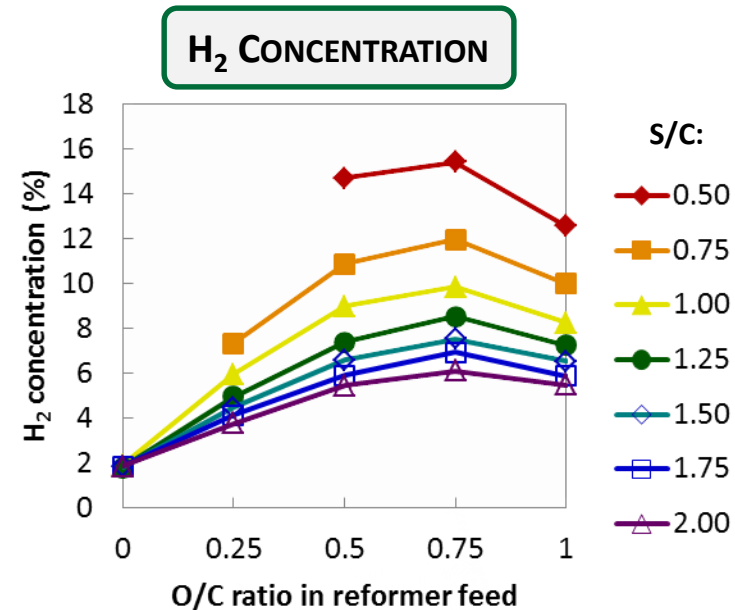
- BTE improvement with valve deactivation is substantial
 - Fuel consumption decrease of 4.2%
- BTE improvement with in-cylinder reforming is higher
 - Fuel consumption decrease of 9.4%
- EGR increases efficiency for both valve deactivation and conventional SI
- Valve deactivation with EGR matches efficiency from in-cylinder reforming
- Future work will focus on maintaining improving reforming so that dilution limit can be extended

*Efficiency comparison to other engines installed at ORNL is available on backup slide 3

EGR OPERATION PRESENTS CHALLENGING PARAMETER SPACE FOR REFORMING

ACCOMPLISHMENTS (8/9)

- At 600 °C, steam reforming of iso-octane without air addition using the current catalyst is not a viable path for significant H₂ production
 - Endothermic steam reforming drops catalyst T
 - <2% H₂ generated from steam reforming (O/C = 0) of C₈H₁₈ for all HC doses at 600 °C
 - Increasing steam-to-carbon ratio (S/C) improves C₈H₁₈ conversion, but...
 - Fixed exhaust H₂O concentration requires drop in C₈H₁₈ concentration to increase S/C
- Partial oxidation reforming (air addition) increases H₂ production
 - Increases catalyst T and C₈H₁₈ conversion
 - max H₂ production at O/C = 0.75 for all HC doses
 - O/C >= 1 results reduces H₂ concentration due to oxidation of reformat



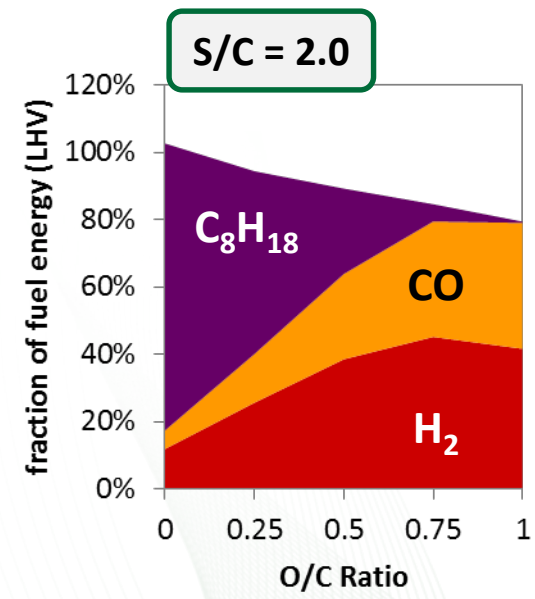
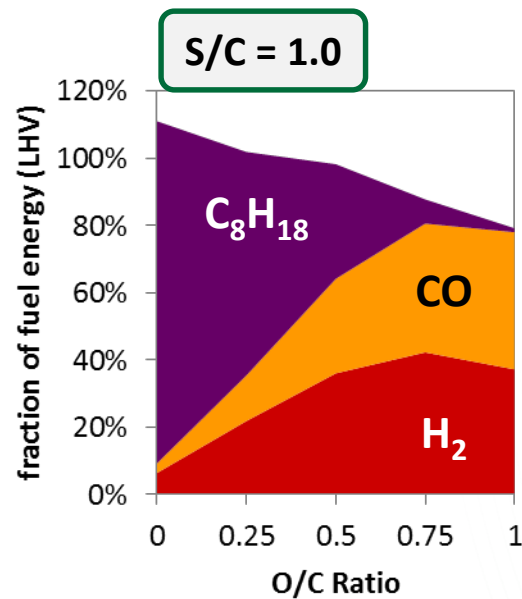
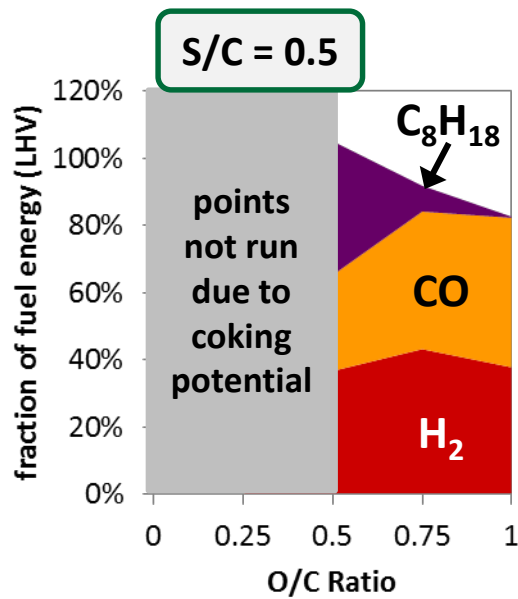
reforming conditions:

2 wt% Rh/Al₂O₃
GHSV: 50000 h⁻¹
inlet T: 600 °C
0.65 - 2.28% C₈H₁₈
0 - 7.5% O₂
12% H₂O, 14% CO₂

PARTIAL OXIDATION REFORMING CREATES A TRADEOFF: H_2 GENERATION VS. FUEL ENERGY CONSUMPTION

ACCOMPLISHMENTS (9/9)

- S/C ratio (fuel dosing) has minimal impact on C_8H_{18} conversion
 - Beneficial for turndown ratio, load following
- Higher O/C ratios increase C_8H_{18} conversion to H_2 and CO, but consumes fuel energy
 - Need better HC speciation to confirm energy balance
- Tradeoff between H_2 production, efficiency of reforming, and ultimately engine efficiency



SIX REVIEWERS EVALUATED THIS PROJECT (ACE015) AT THE 2014 AMR – COMMENTS OVERALL WERE VERY POSITIVE

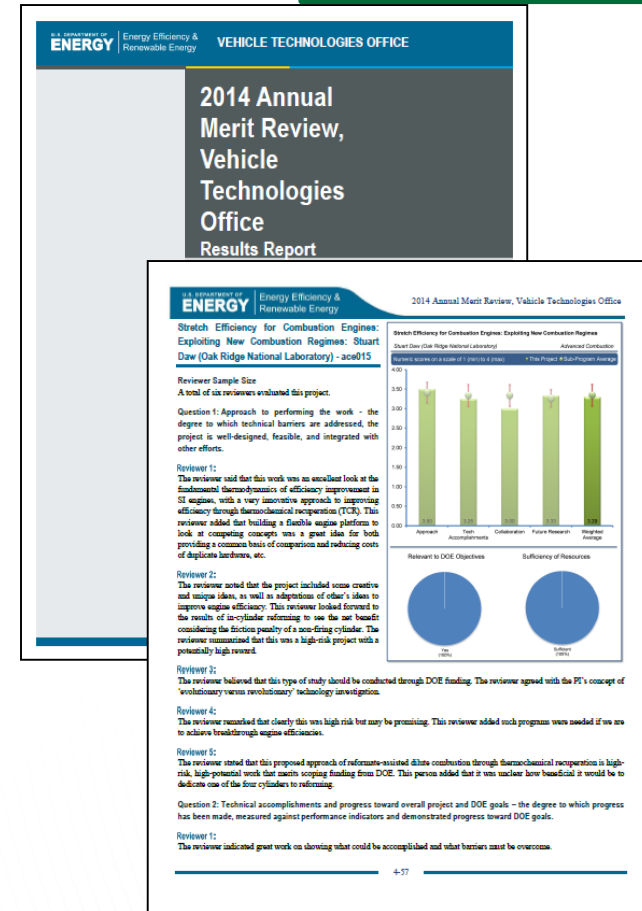
Positive Comments (paraphrasing)

- Excellent to look at the fundamental thermodynamics with an innovative approach to thermochemical recuperation for improved engine efficiency.
- Good progress on assembling the engine system and starting to evaluate the two approaches.
- Flexible engine platform is a good approach to provide a common platform and to keep down costs compared to duplicating hardware setups.

Areas for Improvement (paraphrasing)

- Looking forward to seeing the net benefits considering the friction penalty of the non-firing cylinder. *Results showed improved efficiency due to cylinder deactivation-like conditions with non-firing cylinder at a part-load condition.*
- Are there plans to incorporate any CFD modeling? *Modeling efforts to-date are through our collaboration with U Minn and SNL. We will be looking to expand the modeling as budgets allow.*
- There could be more collaboration opportunities, especially with industry. *We would like to establish a mechanism for incorporating more industry input for this project. We would like to setup meetings with the OEMs to come and discuss our dilute combustion portfolio as a whole.*

PROJECT OVERVIEW
RELEVANCE
MILESTONES
APPROACH
ACCOMPLISHMENTS
REVIEW COMMENTS
COLLABORATIONS
FUTURE WORK
SUMMARY



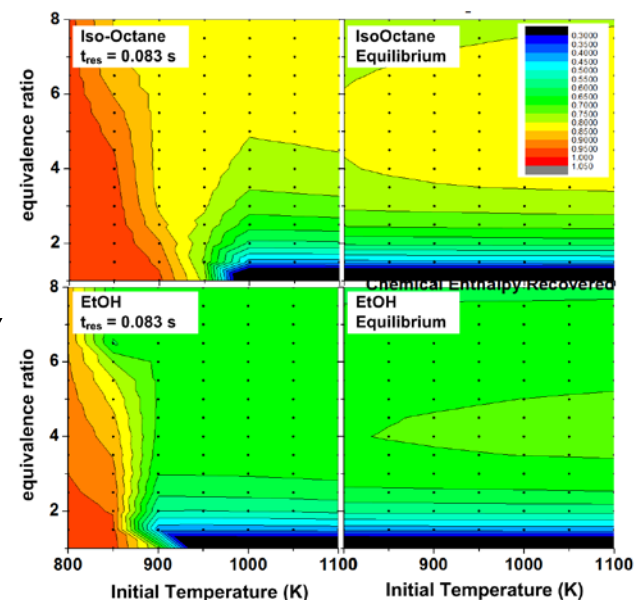
COLLABORATIONS

PROJECT OVERVIEW
RELEVANCE
MILESTONES
APPROACH
ACCOMPLISHMENTS
REVIEWER COMMENTS
COLLABORATIONS
FUTURE WORK
SUMMARY

- 2010 USCAR Colloquium (overall direction)
 - 29 invited experts from industry, universities, labs and government to identify long-term research priorities regarding the theoretical and practical efficiency limits of internal combustion engines

http://feerc.ornl.gov/pdfs/Stretch_Report_ORNL-TM2010-265_final.pdf

- AEC Working Group bi-annual meetings
 - Mechanism for industry feedback
- Joint effort with SNL on in-cylinder chemistry (ACE 006)
 - 2014 SAE paper (ORNL lead, Dick Steeper)
 - 2015 SAE paper is in manuscript form (SNL lead, Isaac Ekoto)
- University of Minnesota: Will Northrop is collaborating with SNL and ORNL, performing kinetic and thermodynamic simulations of in-cylinder reforming
- University of Michigan: Galen Fisher advising on catalyst formulation and operating conditions through subcontract
- Collaboration with Gas Technology Institute (GTI): 2015 NDA with GTI on relevant recuperative technologies for syngas production



FUTURE WORK WILL CONTINUE ON DILUTE COMBUSTION COMBINED WITH TCR REFORMING FOR HIGH EFFICIENCY

PROJECT OVERVIEW
RELEVANCE
MILESTONES
APPROACH
ACCOMPLISHMENTS
REVIEWER COMMENTS
COLLABORATIONS
FUTURE WORK
SUMMARY

In-Cylinder Reforming Work will Continue Past the 2016 Timeframe

- 2015 data illustrates need to change experimental configuration to produce conditions conducive to in-cylinder reforming
- Parametric investigations of in-cylinder reforming will expand to encompass additional fuels and engine operating conditions
 - Continue with 2000 rpm, 4 bar BMEP point (ACEC Tech Team light-duty point for downsized-boosted) to investigate hardware configurations (CR, exhaust manifold, air injection)
 - Investigations in 2017 will be based on data, but if successful at 4 bar BMEP, further investigations will likely expand the operating envelope from near-idle to boosted operation

Catalytic EGR-loop Reforming will Move to On-Engine Experiments in 2016

- Currently procuring a full-size Rh-based catalyst for on-engine experiments beginning in late FY2015
 - Catalytic reforming experiments on-engine in FY2016 will be guided by knowledge from the previous and on-going bench-flow reactor studies (operating regimes, fuel compositions)
 - Assuming pathway is continued, additional experiments will be informed by on-engine campaigns and focused on improving performance

Data-based Evaluation of Current Course by End of FY17

SUMMARY

PROJECT OVERVIEW
RELEVANCE
MILESTONES
APPROACH
ACCOMPLISHMENTS
REVIEWER COMMENTS
COLLABORATIONS
FUTURE WORK
SUMMARY

RELEVANCE

Investigate high risk revolutionary combustion strategies with potential for large efficiency increases

APPROACH: DILUTE COMBUSTION AND THERMOCHEMICAL RECUPERATION (TCR) TO INCREASE EFFICIENCY

- Strategy 1- In-cylinder reforming in a low oxygen environment
- Strategy 2- Catalytic EGR-loop reforming

ACCOMPLISHMENTS

- Flexible research engine and accompanying analytical equipment is fully operational
- Showed that the friction associated with the TCR reforming strategy is not a barrier to improved brake efficiency under part-load condition
- Barrier to reforming in the first campaign was that the temperature was too low, subsequently changed engine configuration to increase temperature in reforming cylinder
- Bench flow reactor configured to replicate engine-conditions, developing an understanding of how to operate the catalyst for on-engine experiments

COLLABORATIONS

- Collaborative investigation with SNL, University of Minnesota, subcontract to University of Michigan, and a non-disclosure agreement with GTI

FUTURE WORK

- Experimental parametric studies on in-cylinder reforming, changing engine configuration as-necessary to produce required conditions for in-cylinder reforming and TCR
- Continue durability and performance investigations of Rh-based catalyst conditions with bench-flow reactor, move to on-engine studies

TECHNICAL BACKUP SLIDES

Contacts:

Stuart Daw

dawcs@ornl.gov

Jim Szybist

szybistjp@ornl.gov

Josh Pihl

pihlja@ornl.gov

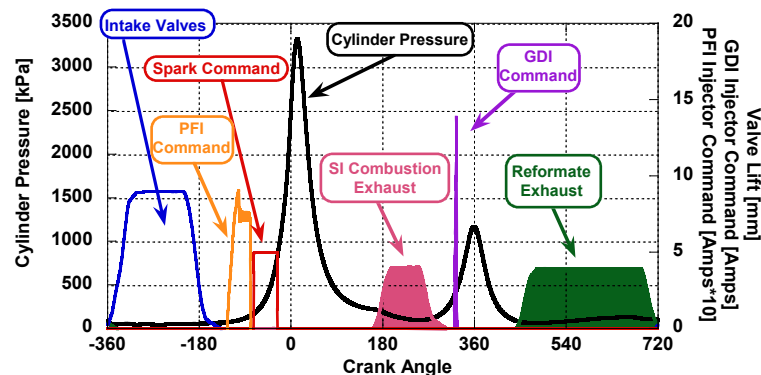


WORK IN 2015 FOLLOWS THE DATA-BASED PATH LAID OUT BY PRIOR EFFORTS



In-Cylinder Reforming Pathway

BACKUP 1

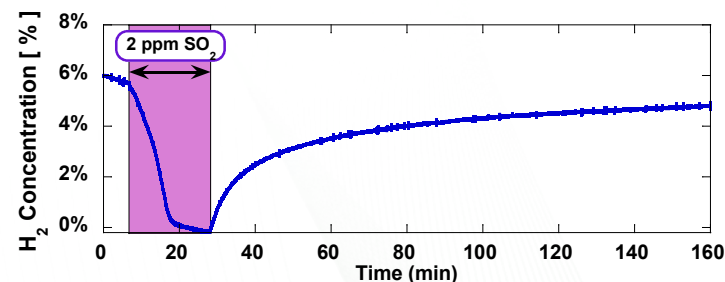
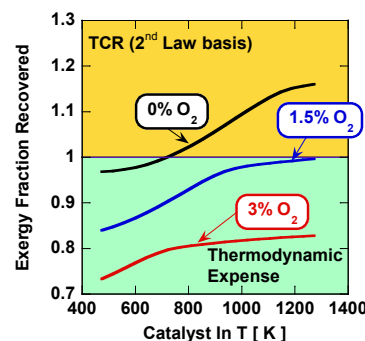
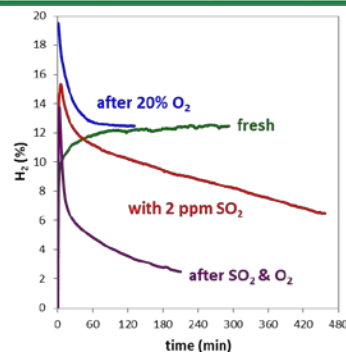
2013: Experiments using Unique 6-Stroke Engine Cycle to Investigate NVO Reforming



2014: Design, Construction, and Commissioning of a Uniquely Flexible Research Engine



Catalytic Reforming Pathway




2013: S poisoning (2ppm) is the cause of Ni-based catalyst deactivation (GTI/Cummins)

2014: Moved to Rh-based catalyst
Modeling, performance mapping, S tolerance investigations


EFFORT TO BUILD A FLEXIBLE MULTI-CYLINDER ENGINE PLATFORM AT ORNL CAPABLE OF TCR OPERATING STRATEGY

BACKUP 2

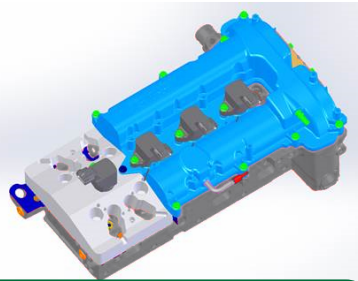
Cylinder head design for 3
cam-based cylinders and 1
HVA cylinder




Custom valve cover
fabricated with 3D
printing at ORNL's MDF



Major hardware
modifications complete




Design of custom
valve cover complete



Machining of cylinder head
and HVA transfer plate



High pressure fuel cart
completed and tested




Engine assembly and
installation complete

EXPERIMENTAL DETAILS

BACKUP 3

- Highly modified 2007 GM LNF engine
 - 2.0 L Displacement (bore x stroke: 86 mm x 86 mm)
 - Direct injection (constant rail pressure of 85 bar for this study)
 - Stock pistons and compression ratio (9.2:1)
 - Cylinders 1-3 operate on the stock cam
 - Cylinder 4 is operated with a Sturman hydraulic valve actuation system
- Single operating point study: 2000 rpm, 4 bar BMEP
 - Brake torque of 47 ft-lbs maintained even when cylinders are operating differently
- All data collected at a CA50 combustion phasing of 8 CA aTDC_f
- Engine-out emissions measured with a 5-gas emissions bench
- Additional analyzers used to speciate reformate and exhaust
 - FTIR to speciate hydrocarbons
 - Magnetic sector mass spectrometer used to measure H₂
- Chemically pure ethanol used based on prior results
 - Low sooting tendency and high propensity for reforming



Engine assembly and installation complete

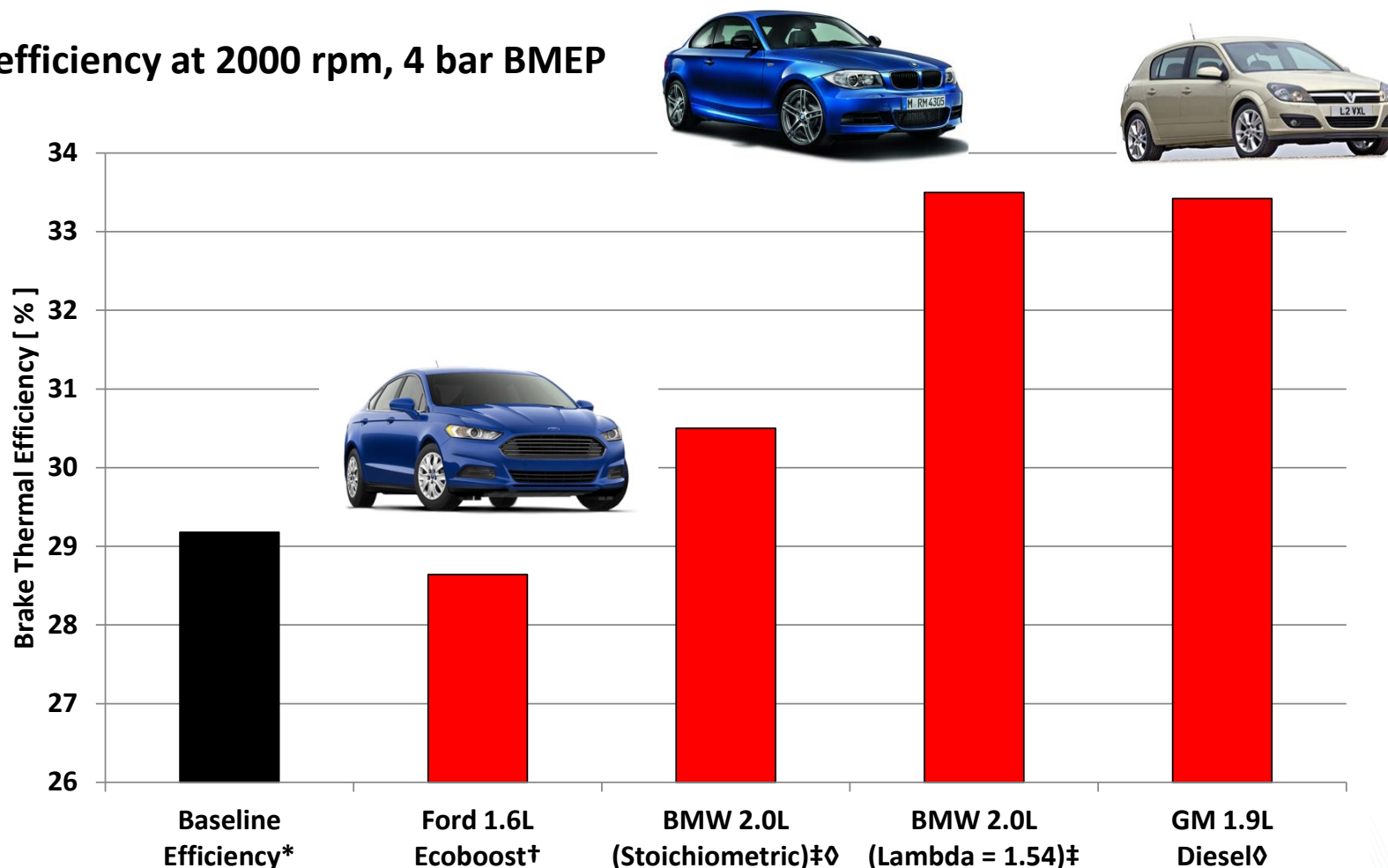


50 gallons of 200 proof ethanol delivered to my office!

BASLINE ENGINE EFFICIENCY AFTER MODIFICATIONS IS REASONABLE COMPARED TO OTHER ENGINES INSTALLED AT ORNL

BACKUP 4

Brake efficiency at 2000 rpm, 4 bar BMEP



* TCR engine has no belt drive or fuel pump

† Dyno ECU with production calibration

‡ Laboratory ECU with reproduced operating maps

◊ Laboratory ECU with reproduced Euro IV operating maps