



*Hydrogen Delivery Analysis Meeting*  
*May 8-9, 2007*  
*Columbia, Maryland*

# **Forecourt and Gas Infrastructure Optimization**

**Bruce Kelly**  
**Nexant, Inc.**

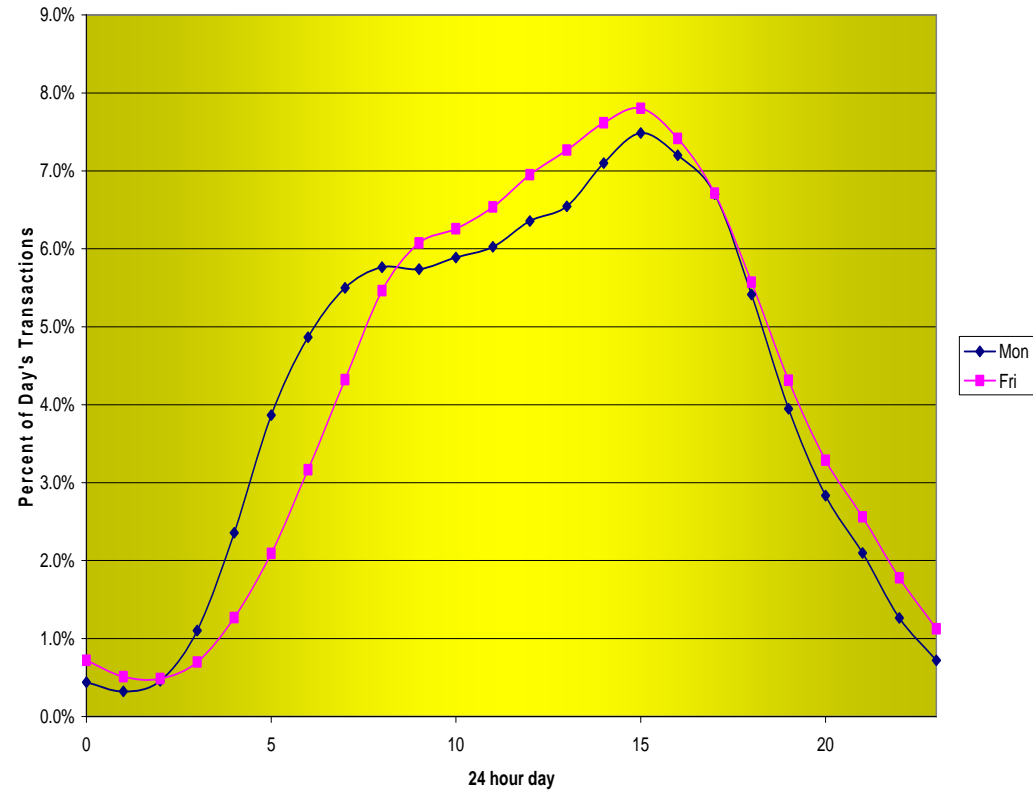
# Analysis of Market Demand and Supply Variations

## ■ Supply Side Variations: Central Production Plant Outages

- Scheduled yearly maintenance: Typically 5 to 10 consecutive days each year
- Unscheduled maintenance outages: Indeterminate time and length
- Natural disasters: A few days?

## ■ Demand side variations

- Hourly at refueling sites
- Day to day at refueling sites
  - Friday is 8% higher than the average
- Winter/Summer demand variation
  - Summer is 10% above average; winter is 10% below average



# *Analysis of Storage Options and Costs*

---

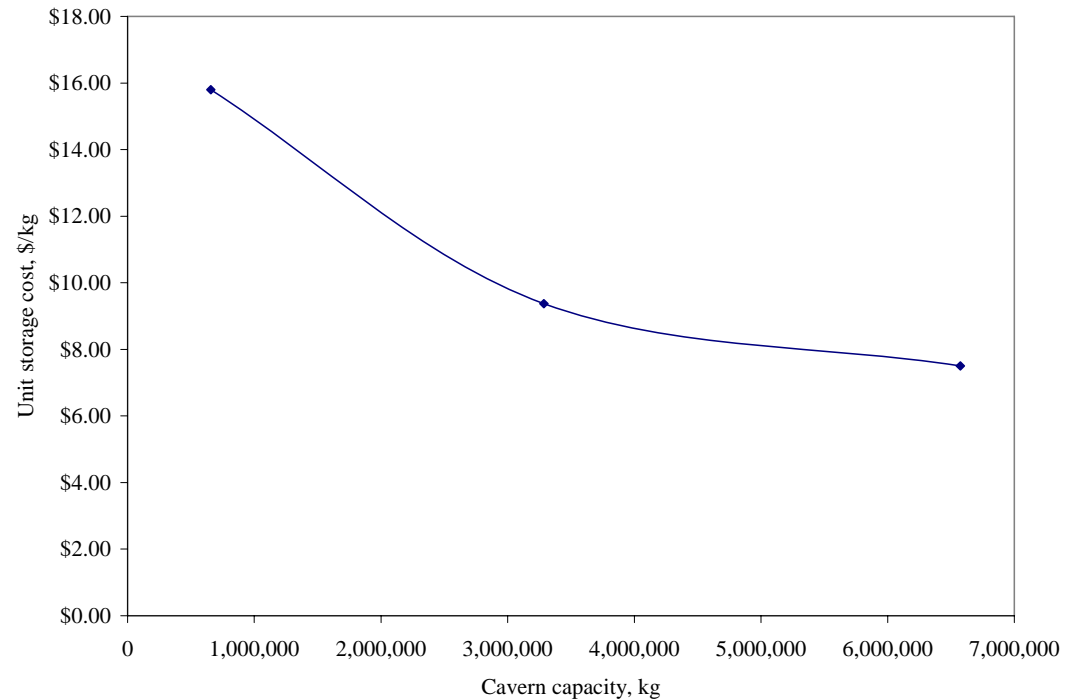
- Storage Problem
  - Production plants operate at constant rate, but demand varies
- Storage Options
  - Geologic gas storage
    - Low cost for very large amounts of hydrogen
    - May not be conveniently located
  - Liquefaction and liquid storage: Second best for large quantities
  - GH2 Tanks: Highest cost, but efficient for small volumes

*❖ Storage and compression can add significant cost to hydrogen delivery*

*❖ Need to find the optimum storage solution*

# Geologic GH2 and Liquefaction/LH2 Storage

- Geologic gas storage costs: Two orders-of-magnitude less than steel pressure vessels



- Liquefaction and liquid storage costs: Nominal \$45/kg of hydrogen stored for large production plants and storage capacities
- Steel pressure vessels: \$1,300 to \$1,500/kg of hydrogen stored

# Low Pressure Gas Storage

---

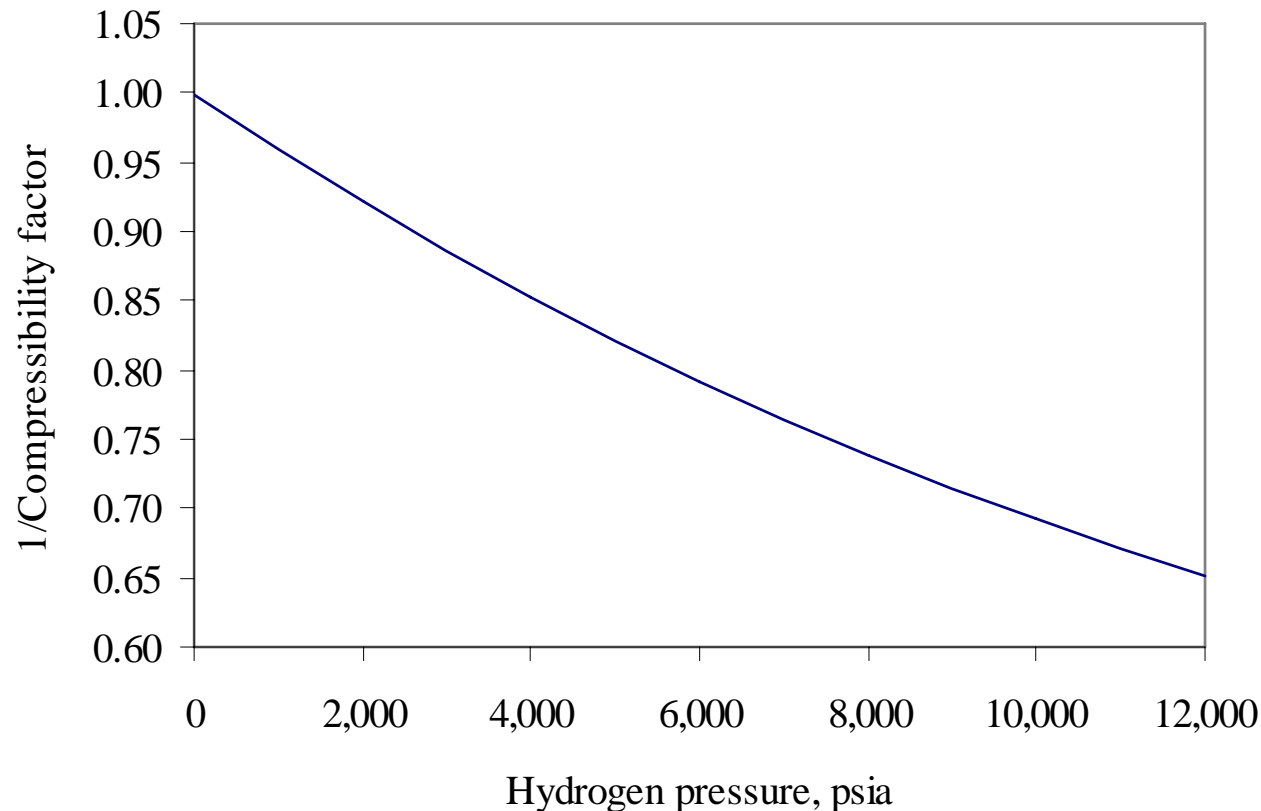
## Vessel design options

- SA516, Grade 70; 17,500 psi allowable stress
  - 48 in. diameter; 24 ft. long; 2.5 in. wall thickness
  - \$1.91/lb of steel; \$980/kg of hydrogen stored
- SA36; 14,000 psia allowable stress
  - 48 in. diameter; 24 ft. long; 3.25 in. wall thickness
  - \$1.78/lb of steel; \$1,223/kg of hydrogen stored
- SA372, Grade J, Class 70; 40,000 psi allowable stress
  - 24 in. diameter; 25 ft. long (2,800 psi H<sub>2</sub> pressure)
  - \$2.75/lb of steel; \$596/kg of hydrogen stored

# Low Pressure Gas Storage - Continued

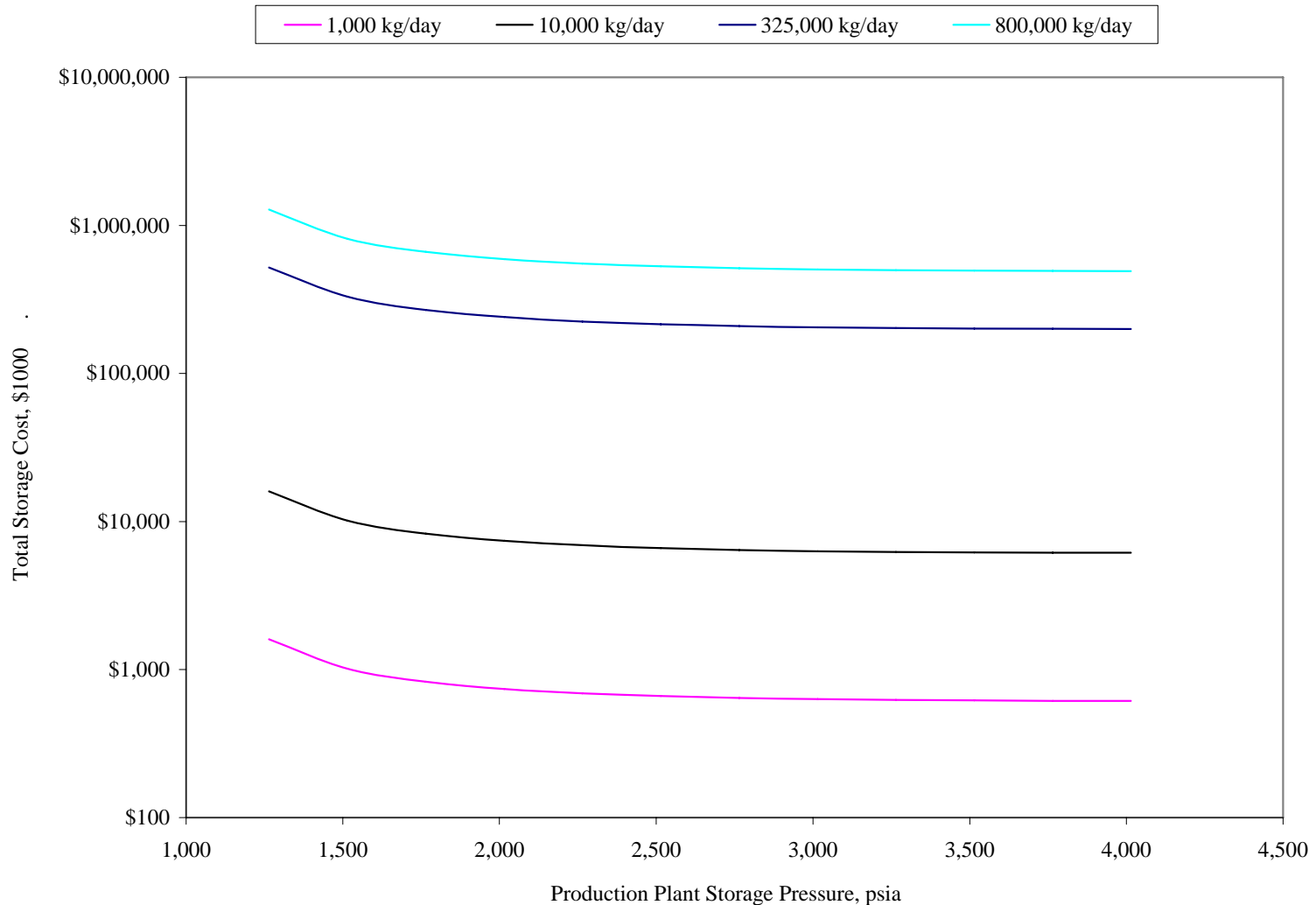
---

- High strength, low alloy steels are preferred
- Low storage pressures are preferred



# Low Pressure Gas Storage - Continued

## Capital and operating cost versus pressure



# Low Pressure Gas Storage - Conclusions

---

- Gas storage vessel design
  - SA516, Grade 70; 2,500 psia; 2.5 in. wall thickness
  - 4.1 ft. diameter, 24.9 ft. long, 91 kg hydrogen capacity
  - \$2.30/lb of steel; \$816/kg of hydrogen stored
- Recommended inputs to H2A model
  - \$1,340/kg of hydrogen stored, including shipping, auxiliaries, installation, engineering, site preparation, contingency, and permit fees
  - Independent of capacity

*>90% effective for storage*



# Refueling Site Cascade Charging/Storage

- ASTM SA372, Grade J, Class 70 low alloy steel
- \$843/kg budgetary price from CP Industries
- Vessels are 16 inches diameter, 30 feet long
  - 6250 psia vessel stores 21.3 kg
  - 5000 psia vessel stores 19.4 kg
  - 4000 psia vessel stores 17.2 kg
- \$843/kg of hydrogen stored unit price assumed for each vessel
- With shipping, \$926/kg of hydrogen stored



# Refueling Site Cascade Charging/Storage

## Recommended inputs to H2A models

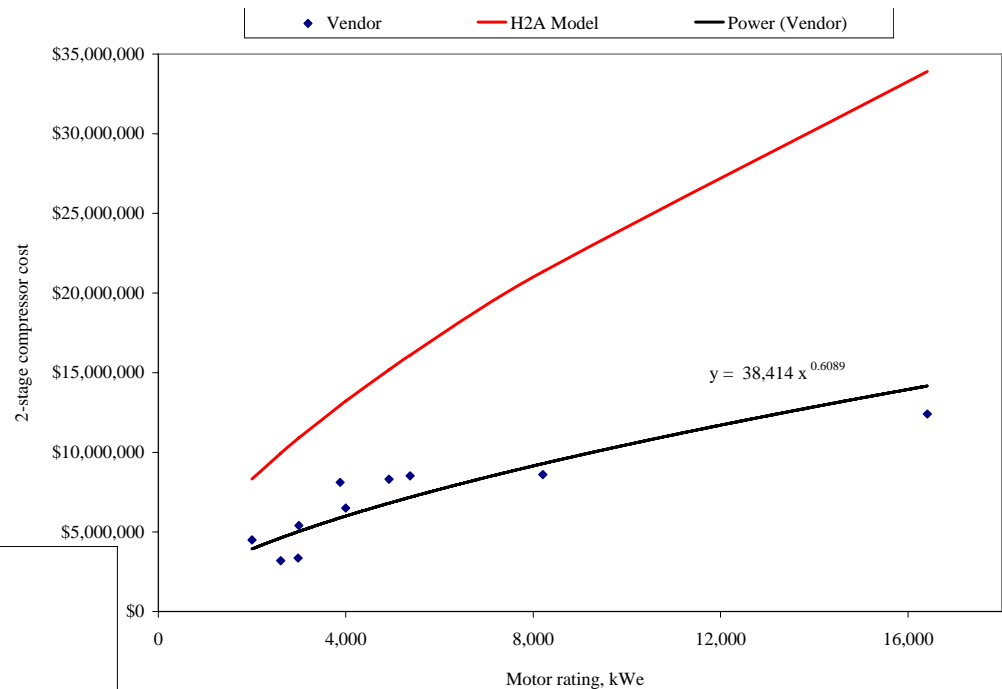
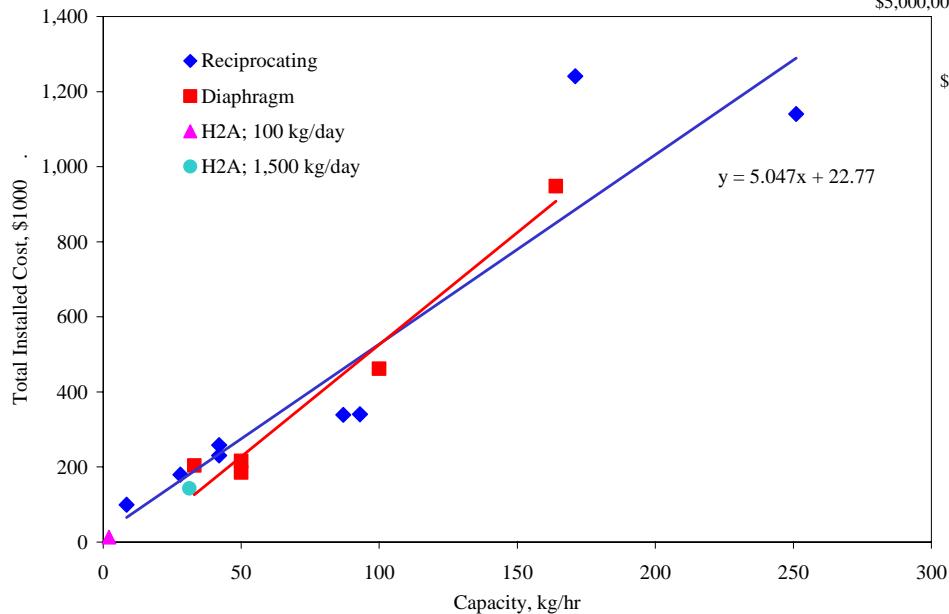
- \$926/kg for vessel assemblies, delivered
- \$268/kg for storage auxiliaries
- \$266/kg for engineering, site preparation, contingency, and permit fees
- \$1,460/kg of hydrogen stored total investment cost

*Designed for vehicle dispensing:  
Only ~30% effective for storage*

# Compressor Costs for Storage and Dispensing

## Large reciprocating and refueling site compressors

**Small Compressors: Data from Rix, Greenfield, Knox-Western, Hydro-Pac, PDC Machines, PPI, and Hofer**



**Large Compressors: Data from Neuman & Esser, Burckhardt, Ariel, and Dresser-Rand**

# ***Large Hydrogen Compressors***

---

## Recommended inputs to H2A model

- H2A equation for electric power demand
- 88 percent isentropic efficiency
- Motor rating is 110 percent of power demand
- Largest commercial machine is 16,000 kWe
- 3-stage compressor costs are 120 percent of 2-stage costs
- Non-lubricated compressor power demand is 110 percent of lubricated compressor demand